



2400 South 2570 West  
West Valley, UT 84119  
Phone: 801-973-4466  
Fax: 801-972-5956  
[www.bringard.com](http://www.bringard.com)

**Molding & Stair Catalog 2022-2023**





## Welcome to Bringard Millworks!

Our product line features premium grade architectural millwork which exceeds AWI (industry) standards in the finest selection of wood available. Our experienced Craftsman have decades of experience in doing your project right. Come to where you can trust the best.

Specializing in:

- **Moldings** Our catalog represents our most popular profiles. We are not limited to the profiles shown. We have many existing custom pattern knives to choose from. We can match your existing profiles or we can create new ones.
- **Stair Parts** Inventory on stair parts vary in profile & species according to demand, please call the office for availability & pricing. In addition to Inventory parts we specialize in circular stairways pre-assembled in our shop. We have technology (five axis CNC router, CAD, CAM, and stair design software) that enables us to meet your every need. Call us to begin development of your stair today.
- **Radius Work** We also manufacture custom radius work including base, case, jambs, and crowns. Radius moldings are manufactured in eyebrows, half-rounds, full rounds, and Ovals.
- **Millwork** We produce custom millwork to any specifications, matching any detail you need.
- **Entryways** Our entry doors are stave core construction to allow for maximum stability. We are capable of producing a wide variety of designs to meet your specific needs- stile and rail doors; custom arched entryways; flush doors with exotic veneer faces; and true divided lines, manufactured to any size and style. We also design and manufacture custom passage doors. If you can't find the special door you need, give us a call.

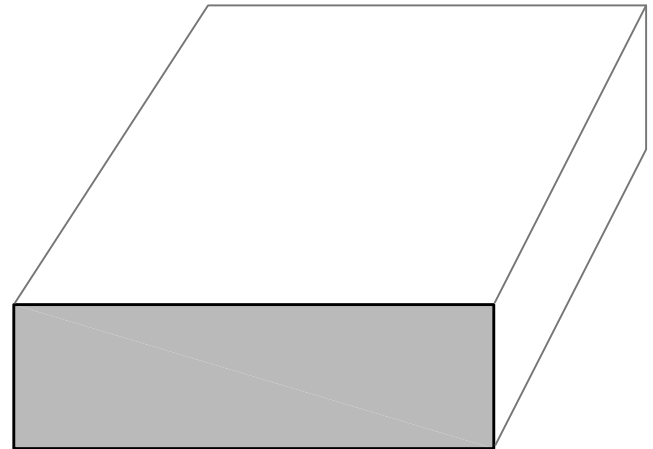
**STAIR PARTS START ON PAGE 49**

# SPECIES KEY

CA	Clear Alder
CH	Cherry
HM	Hard Maple
HK	Hickory
KA	Knotty Alder
KC	Knotty Cherry
KM	Knotty Maple
MGF	Mixed Grain Fir
PO	Poplar
RO	Red Oak
RH	Rustic Hickory
RW	Rustic Walnut
SM	Soft Maple
VGF	Vertical Grain Fir
WA	Walnut
WO	White Oak

## Notes:

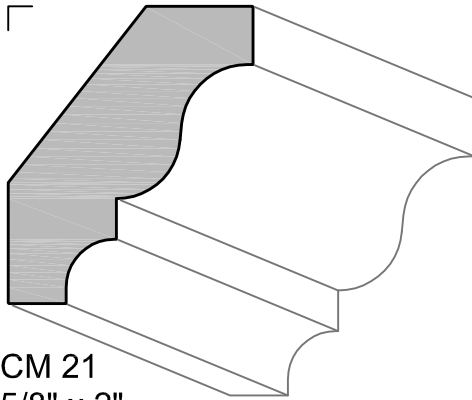
1. Stock May Change On Any Profile Without Notification. Please Call To Verify Current Inventory.
2. \* = Discontinued, Limited To Stock On Hand.



S4S (Surfaced-4-Sides)

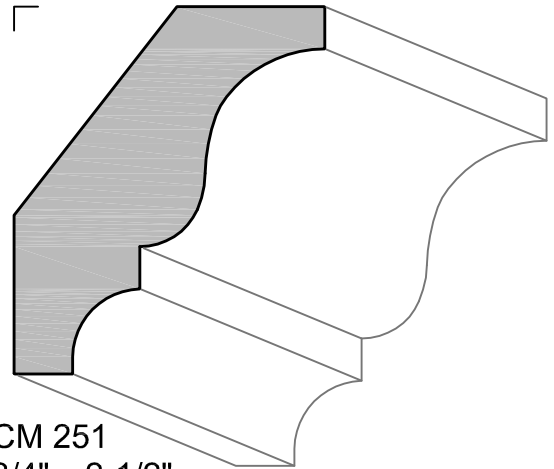
# S4S SCHEDULE

● STOCKED ITEMS		Clear Alder	Cherry	Hard Maple	Hickory	Knotty Alder	Knotty Cherry	Poplar	Red Oak	Rustic Walnut	Soft Maple	Walnut	White Oak
	NET SIZE	CA	CH	HM	HK	KA	KC	PO	RO	RW	SM	WA	WO
1 x 2	3/4" x 1-1/2"	●	●	●	●	●	●	●	●	●	●	●	●
1 x 3	3/4" x 2-1/2"	●	●	●	●	●	●	●	●	●			
1 x 4	3/4" x 3-1/2"	●	●	●	●	●	●	●	●	●	●	●	●
1 x 5	3/4" x 4-1/2"	●	●	●		●	●	●	●				
1 x 6	3/4" x 5-1/2"	●	●	●	●	●	●	●	●	●	●	●	●
1 x 8	3/4" x 7-1/4"	●	●	●	●	●	●	●	●			●	●
1 x 10	3/4" x 9-1/4"	●		●		●	●	●	●				
1 x 12	3/4" x 11-1/4"	●	●	●	●	●	●	●	●		●		●
Risers	3/4" x 8"	●			●	●	●	●	●		●		
2.5 S4S	1" x 2-1/2"					●		●					
6 Shoe	1" x 6"	●			●	●	●	●	●		●		
8 Shoe	1" x 8"	●				●		●	●		●		
Blocking	1-1/4" x 1-1/4"							●					
Fillet 02	3/8" x 1-1/4"	●	●		●				●		●	●	●
Fillet 01	3/8" x 1-3/4"	●	●		●				●		●	●	●



**CM 21**  
5/8" x 2"

CA, CH\*, HM, KA, PO, RO

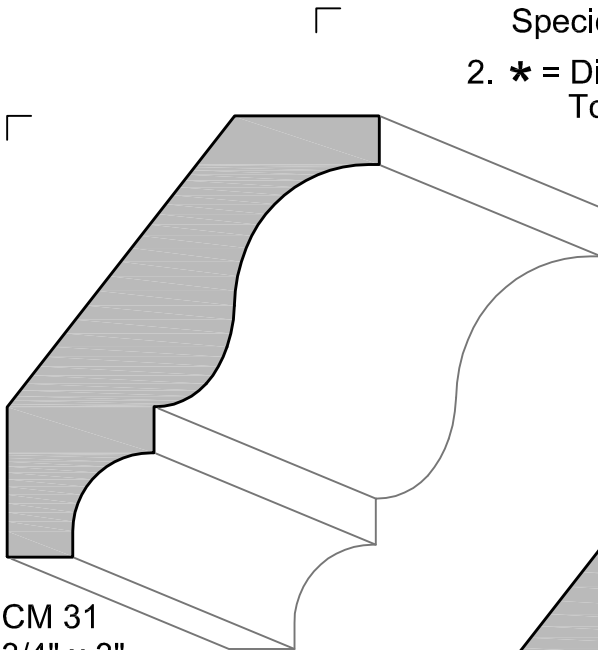


**CM 251**  
3/4" x 2-1/2"

CA, KA, KC\*, PO

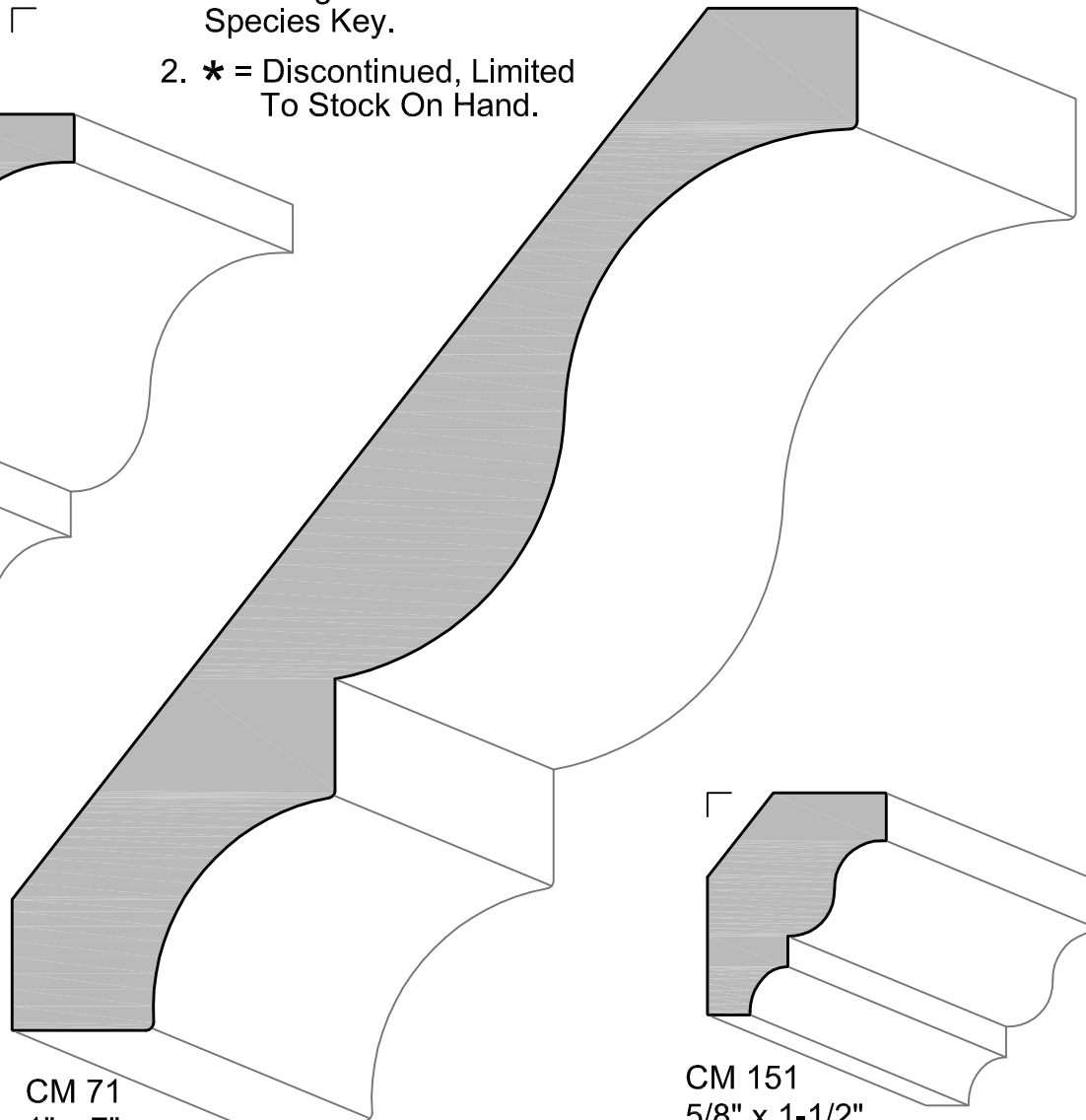
Notes:

1. See Page 1 For Material Species Key.
2. \* = Discontinued, Limited To Stock On Hand.



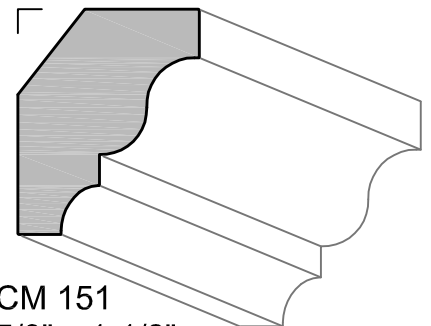
**CM 31**  
3/4" x 3"

CA, CH, HM, HK, KA,  
KC, KM, PO, RO, RW,  
WA, Gumwood\*



**CM 71**  
1" x 7"

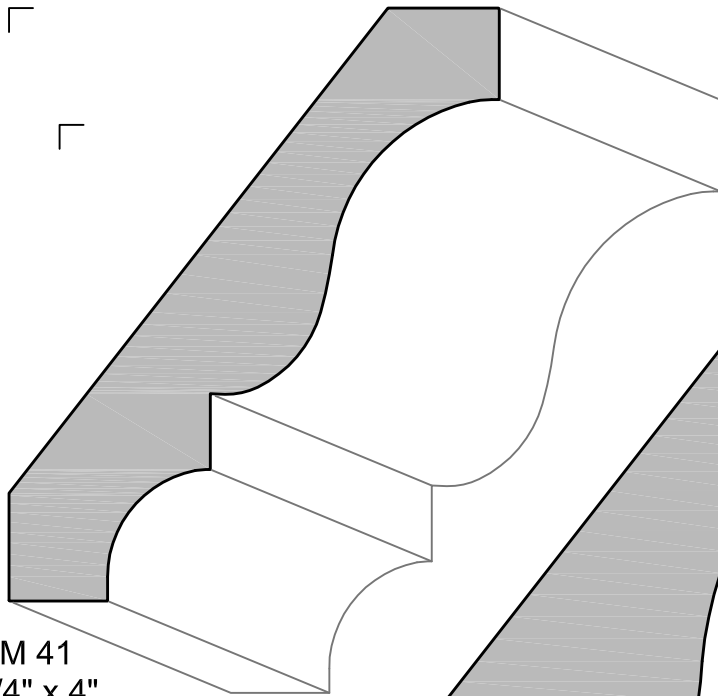
CA, KA, PO



**CM 151**  
5/8" x 1-1/2"

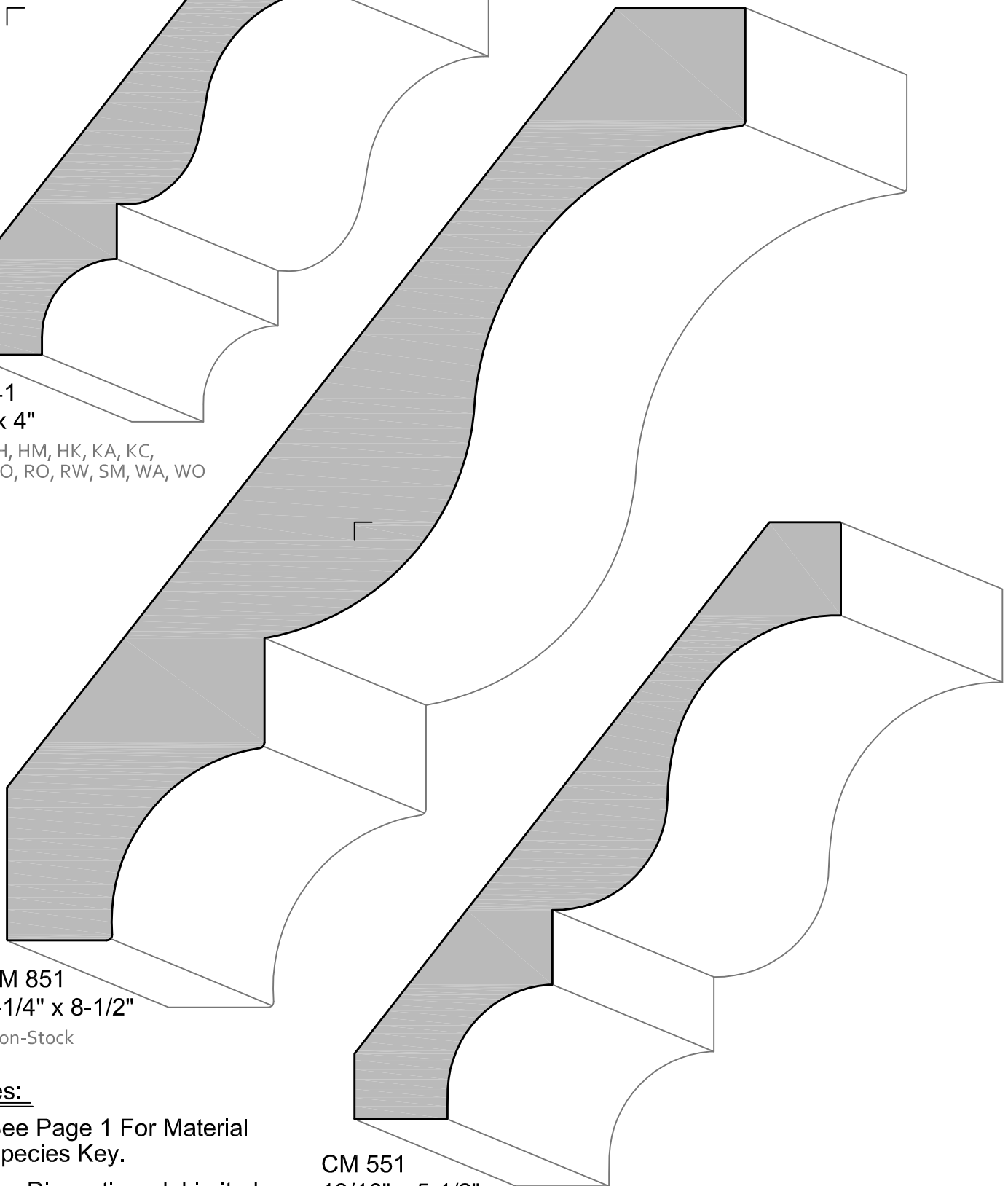
CA, CH\*, PO

# CROWN PATTERN #1



CM 41  
3/4" x 4"

CA, CH, HM, HK, KA, KC,  
KM, PO, RO, RW, SM, WA, WO



CM 851  
1-1/4" x 8-1/2"

Non-Stock

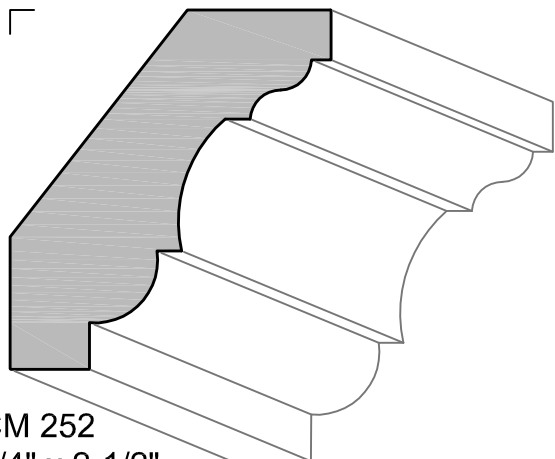
## Notes:

1. See Page 1 For Material Species Key.
2. \* = Discontinued, Limited To Stock On Hand.

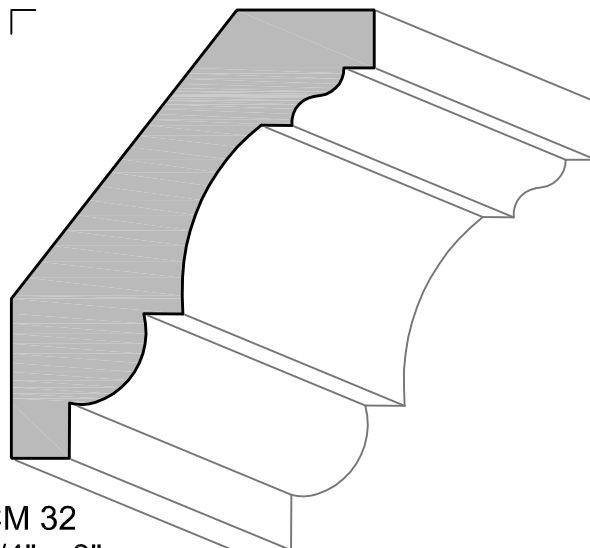
CM 551  
13/16" x 5-1/2"

CA, CH, HM, KA, KC, PO, RO

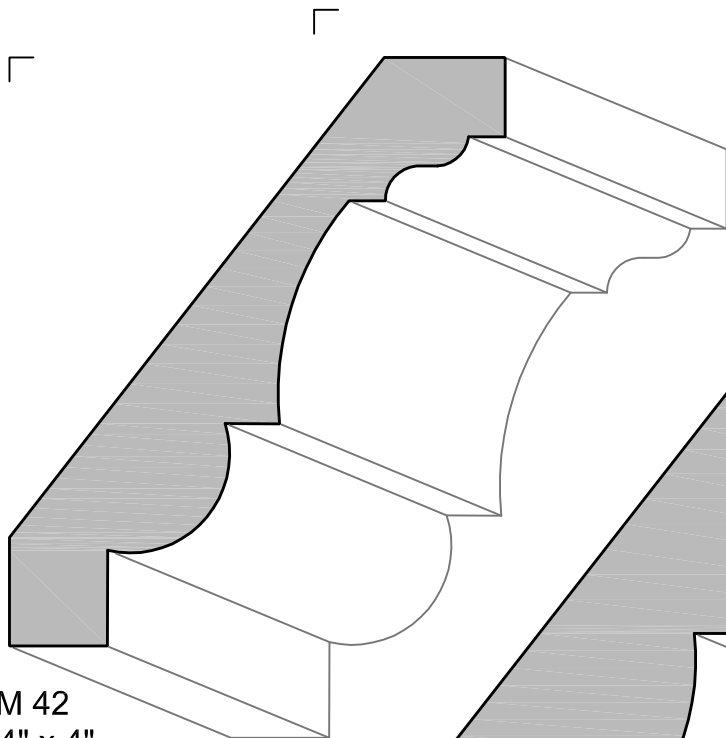
## CROWN PATTERN #2



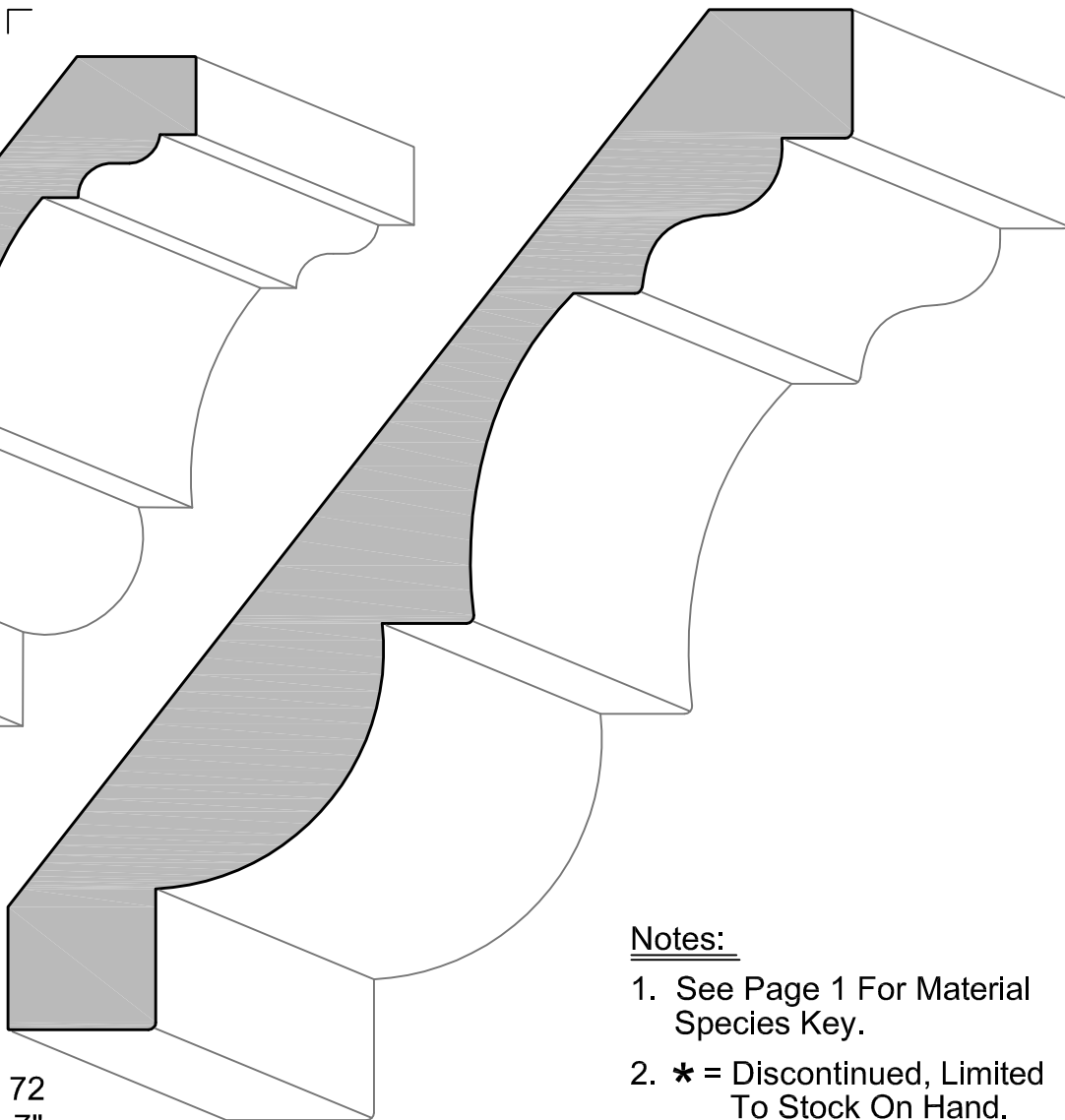
CM 252  
3/4" x 2-1/2"  
Non-Stock



CM 32  
3/4" x 3"  
PO, RO\*



CM 42  
3/4" x 4"  
CA, CH, PO, RO\*



CM 72  
1" x 7"  
Non-Stock

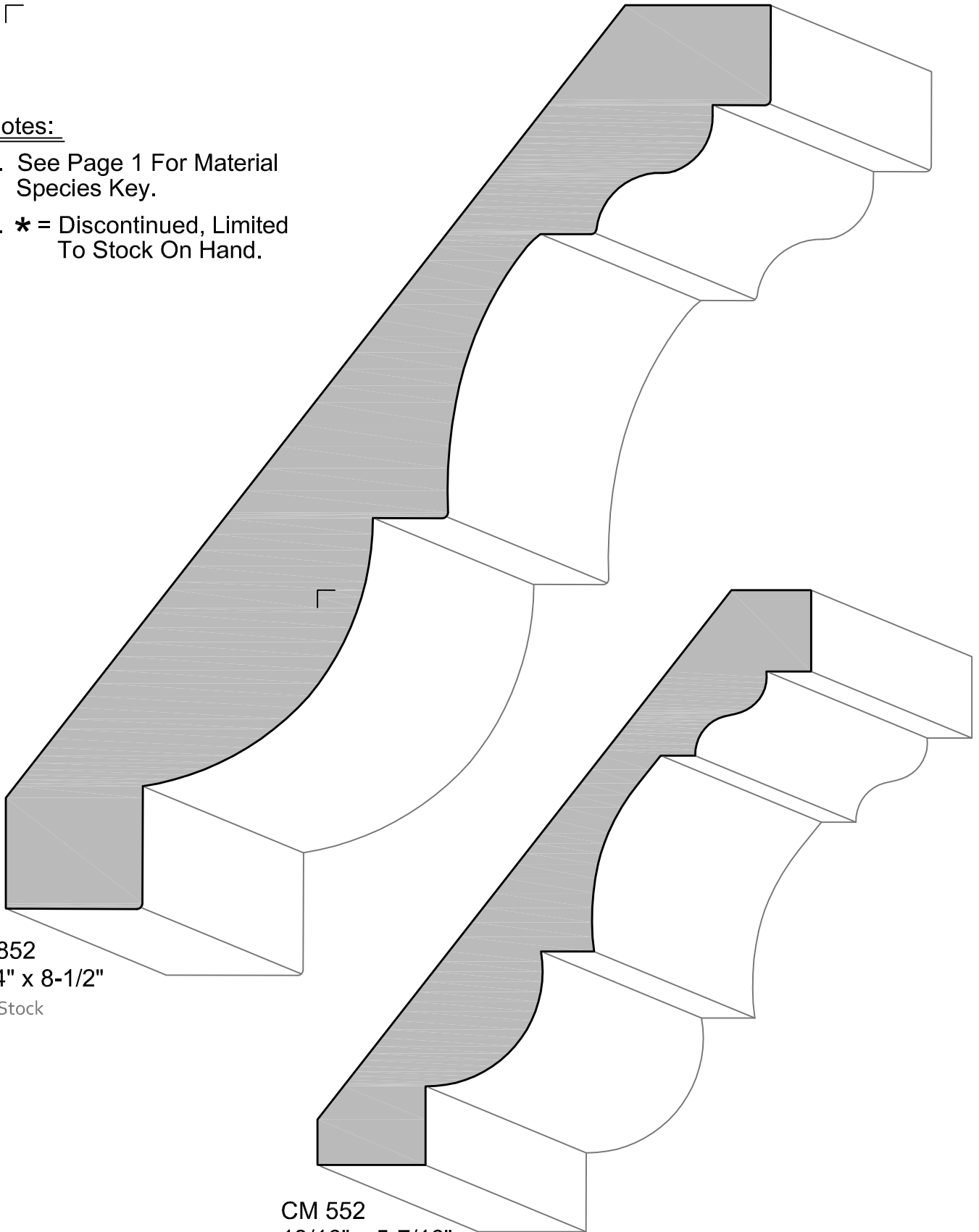
### Notes:

1. See Page 1 For Material Species Key.
2. \* = Discontinued, Limited To Stock On Hand.

# CROWN PATTERN #2

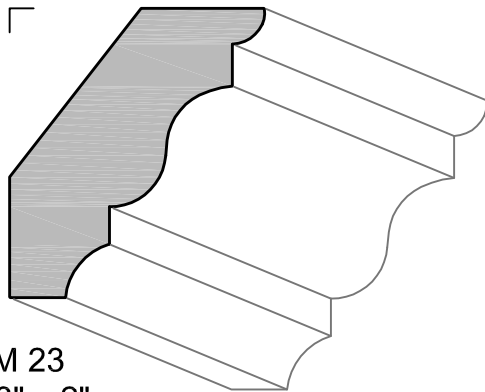
Notes:

1. See Page 1 For Material Species Key.
2. \* = Discontinued, Limited To Stock On Hand.

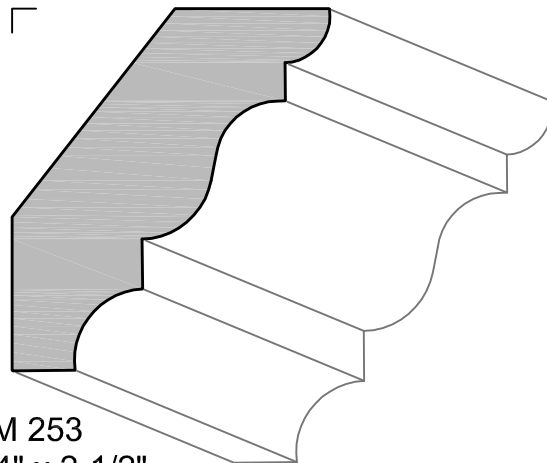


CM 852  
1-1/4" x 8-1/2"  
Non-Stock

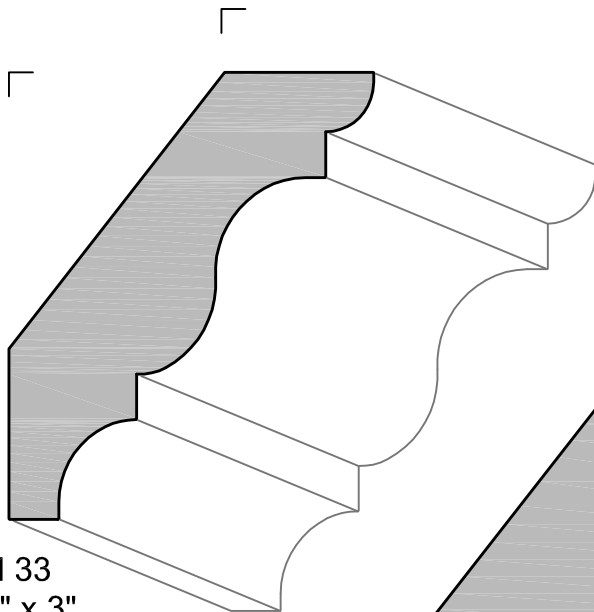
CM 552  
13/16" x 5-7/16"  
KA, PO, RO\*



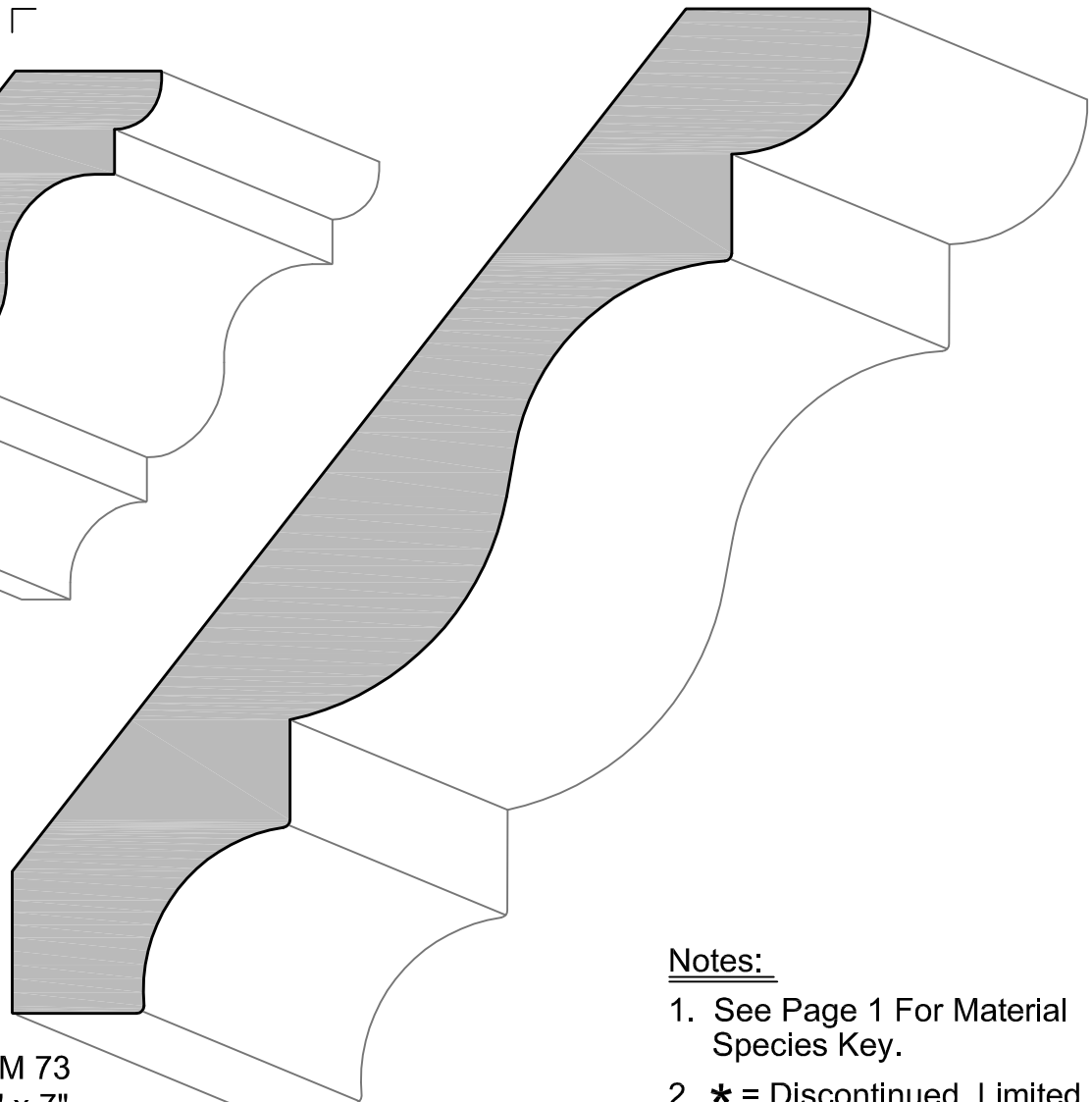
CM 23  
5/8" x 2"  
Non-Stock



CM 253  
3/4" x 2-1/2"  
Non-Stock



CM 33  
3/4" x 3"  
PO



CM 73  
1" x 7"  
Non-Stock

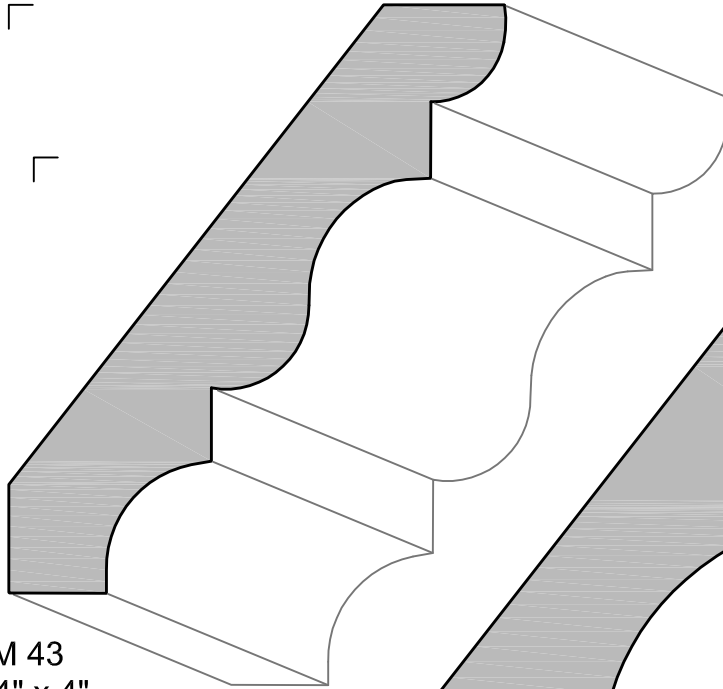
Notes:

1. See Page 1 For Material Species Key.
2. \* = Discontinued, Limited To Stock On Hand.

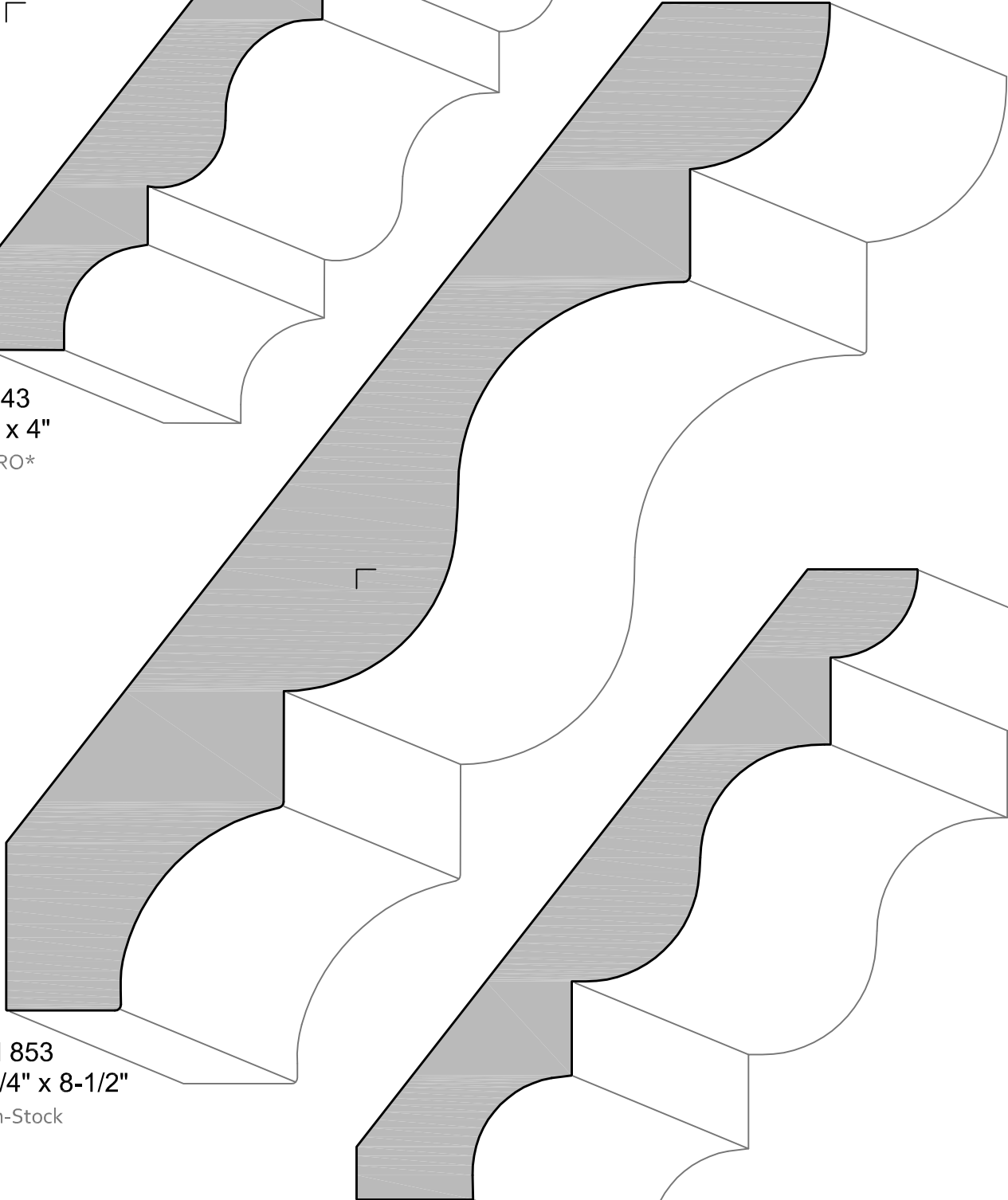
# CROWN PATTERN #3

## Notes:

1. See Page 1 For Material Species Key.
2. \* = Discontinued, Limited To Stock On Hand.

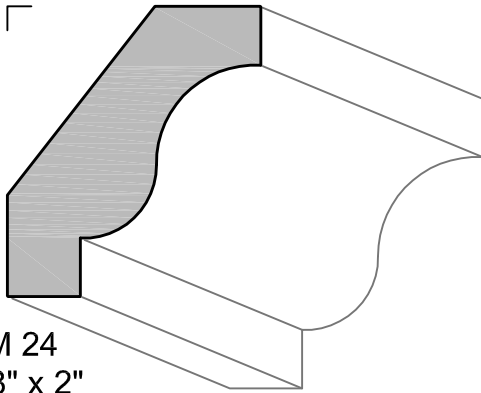


CM 43  
3/4" x 4"  
PO, RO\*

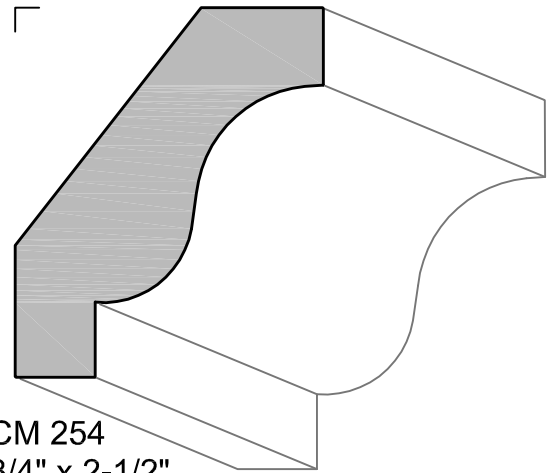


CM 853  
1-1/4" x 8-1/2"  
Non-Stock

CM 553  
13/16" x 5-1/2"  
PO



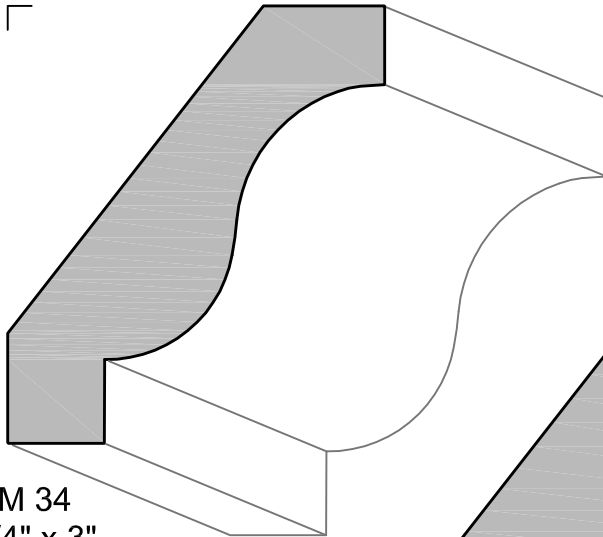
CM 24  
5/8" x 2"  
Non-Stock



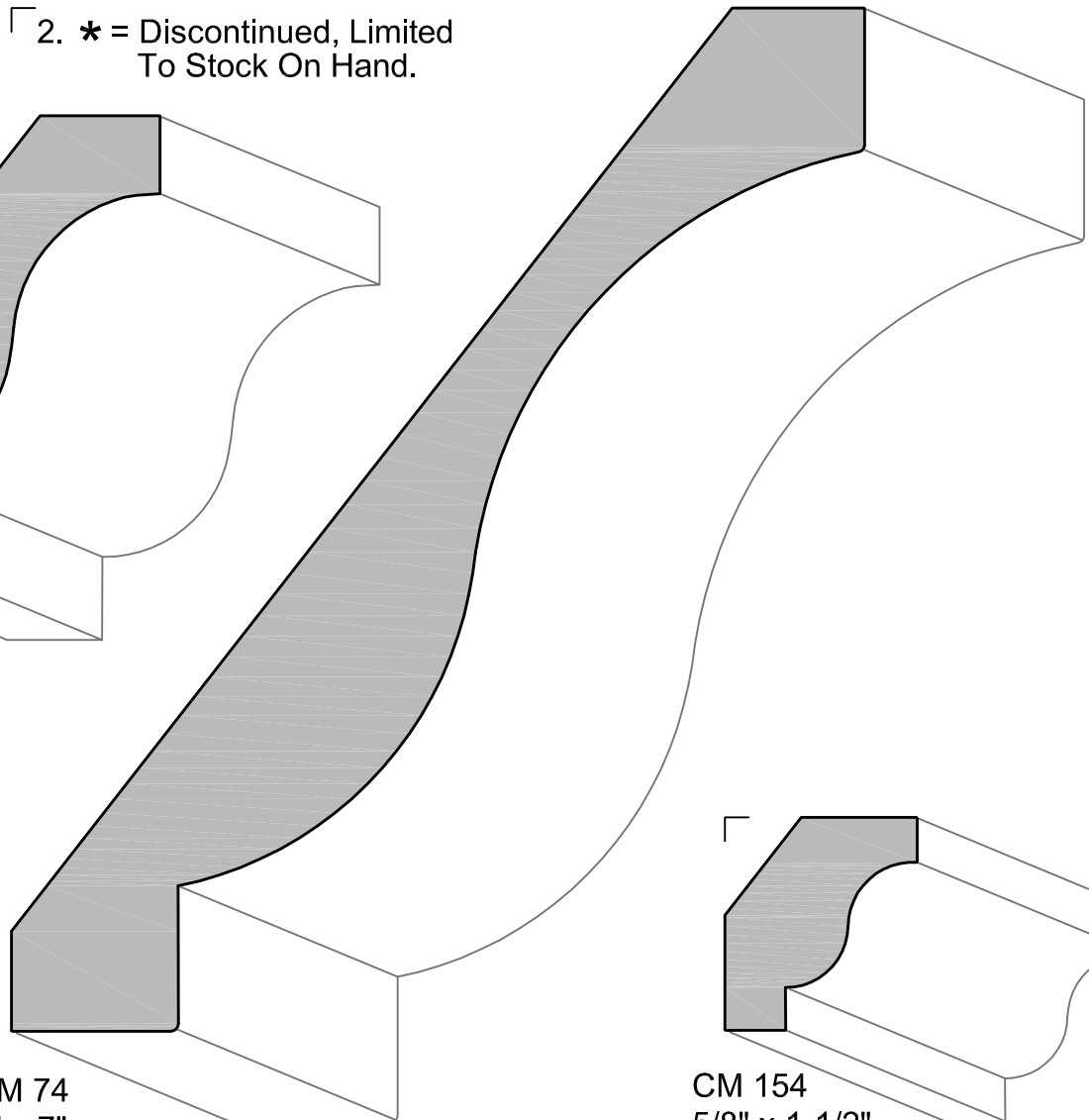
CM 254  
3/4" x 2-1/2"  
Non-Stock

Notes:

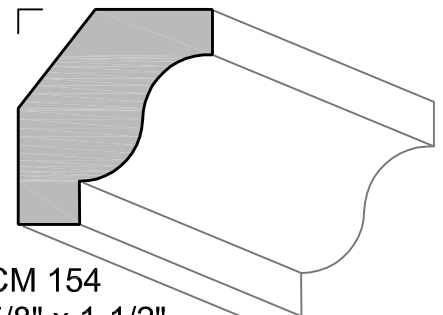
1. See Page 1 For Material Species Key.
2. \* = Discontinued, Limited To Stock On Hand.



CM 34  
3/4" x 3"  
PO

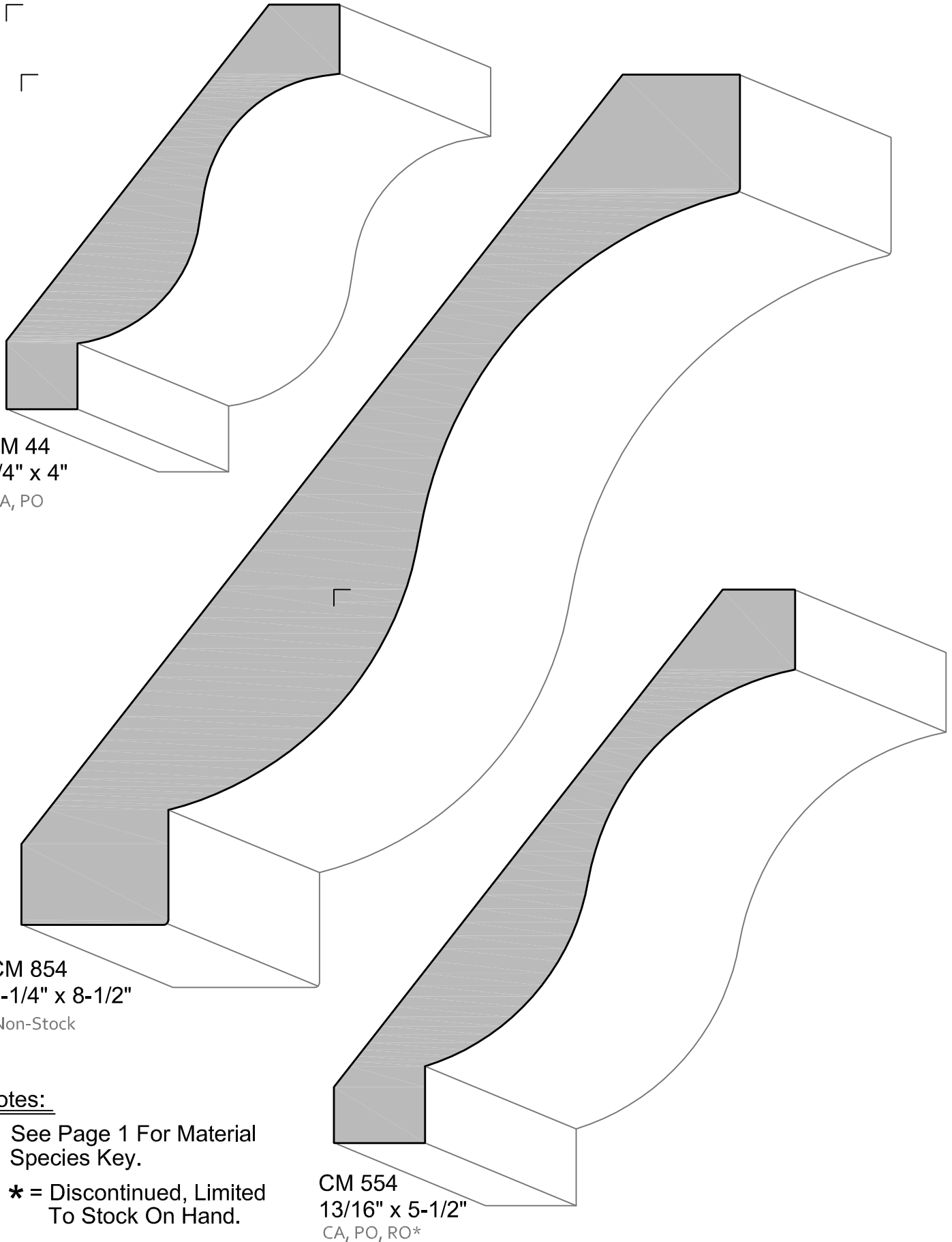


CM 74  
1" x 7"  
Non-Stock



CM 154  
5/8" x 1-1/2"  
Non-Stock

# CROWN PATTERN #4



## Notes:

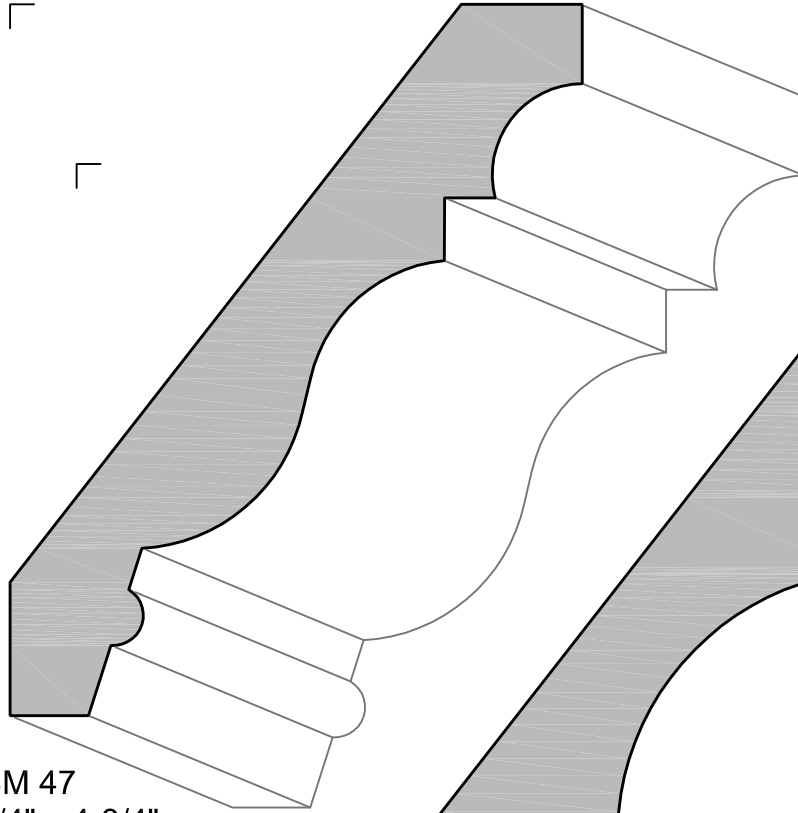
1. See Page 1 For Material Species Key.
2. \* = Discontinued, Limited To Stock On Hand.

# CROWN PATTERN #7

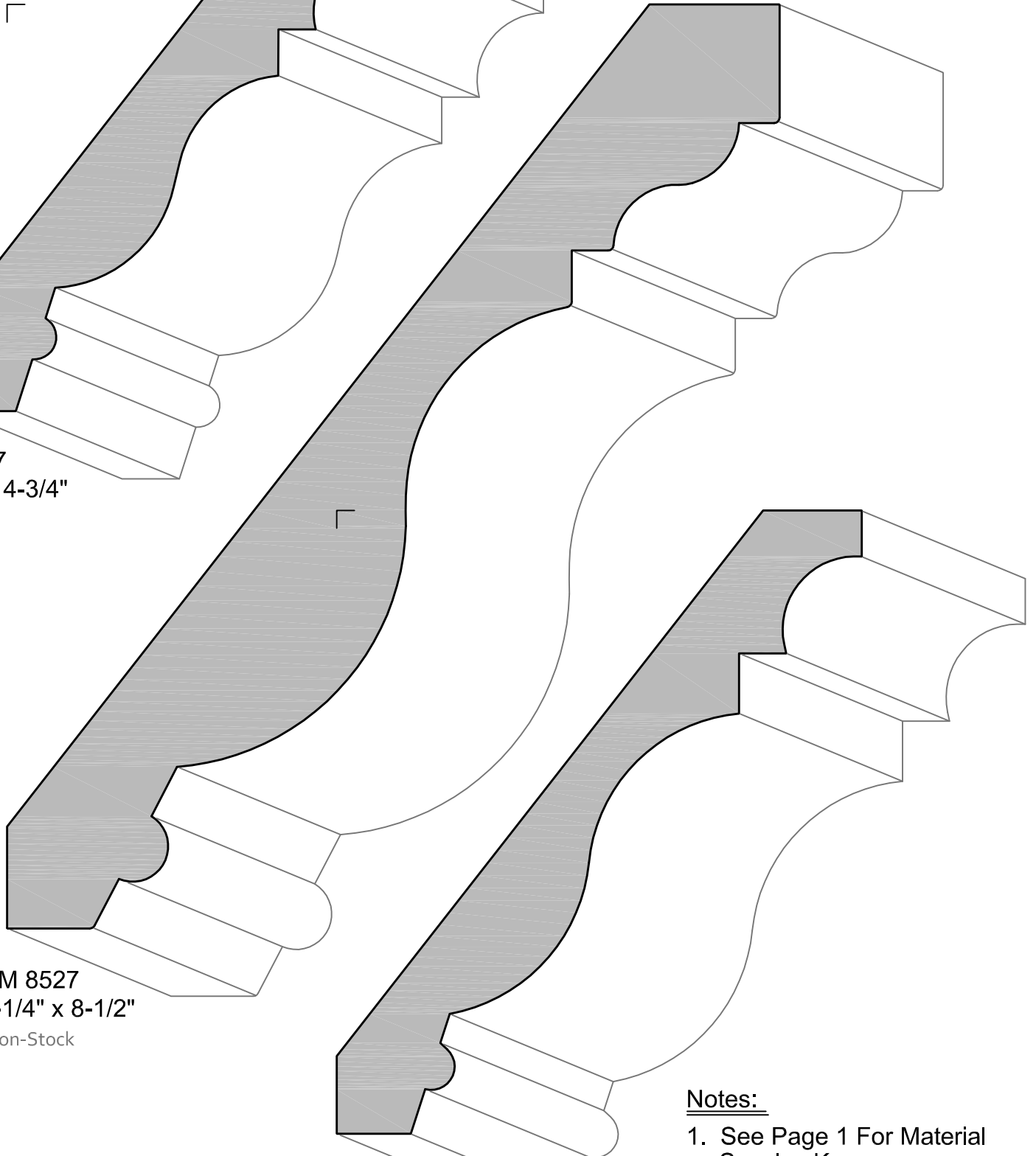
Notes:

See Page 1 For Material Species Key.

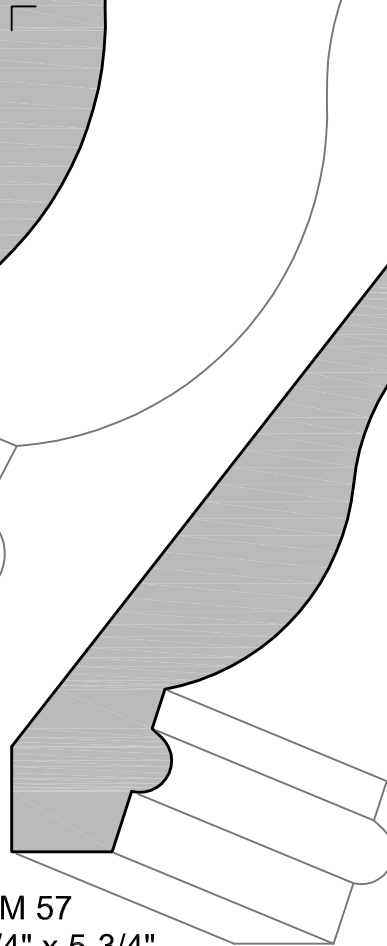
\* = Discontinued, Limited To Stock On Hand.



CM 47  
3/4" x 4-3/4"  
CA, PO



CM 8527  
1-1/4" x 8-1/2"  
Non-Stock

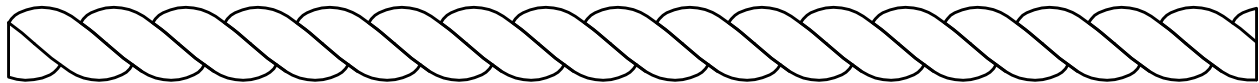


CM 57  
3/4" x 5-3/4"  
PO

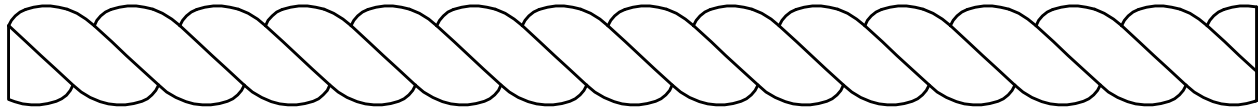
Notes:

1. See Page 1 For Material Species Key.
2. \* = Discontinued, Limited To Stock On Hand.

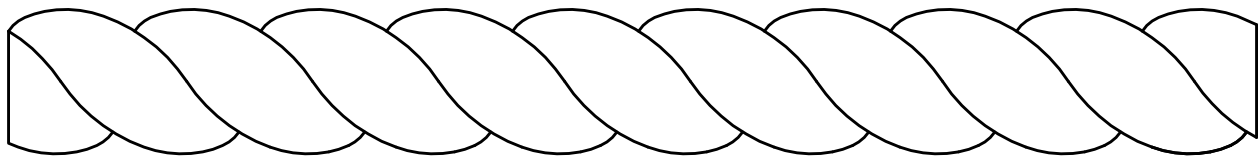
# CROWNS



BR 38  
1/8" x 3/8"  
HM\*, PO, RO\*



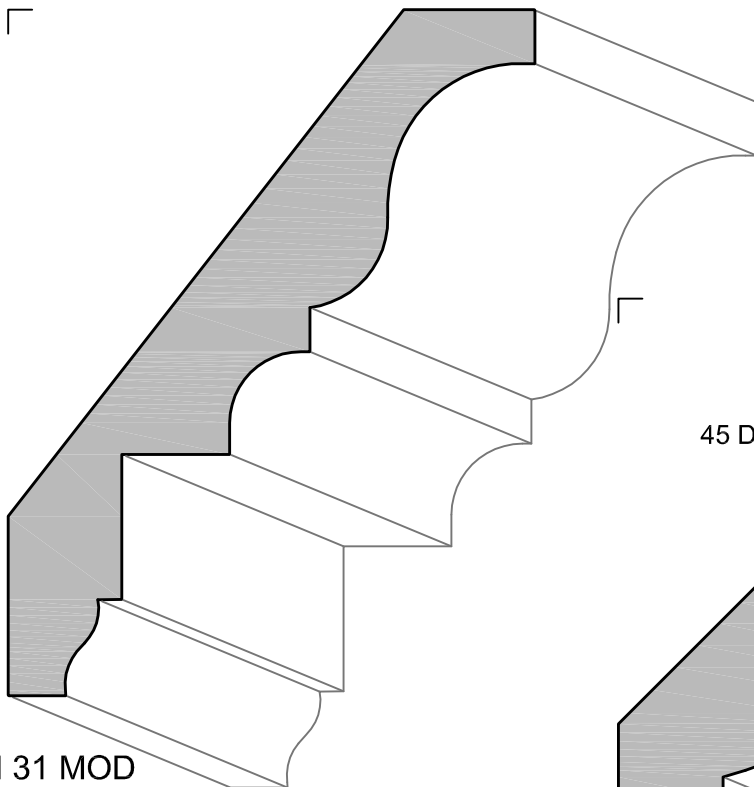
BR 12  
3/16" x 1/2"  
CA, CH, HM, PO



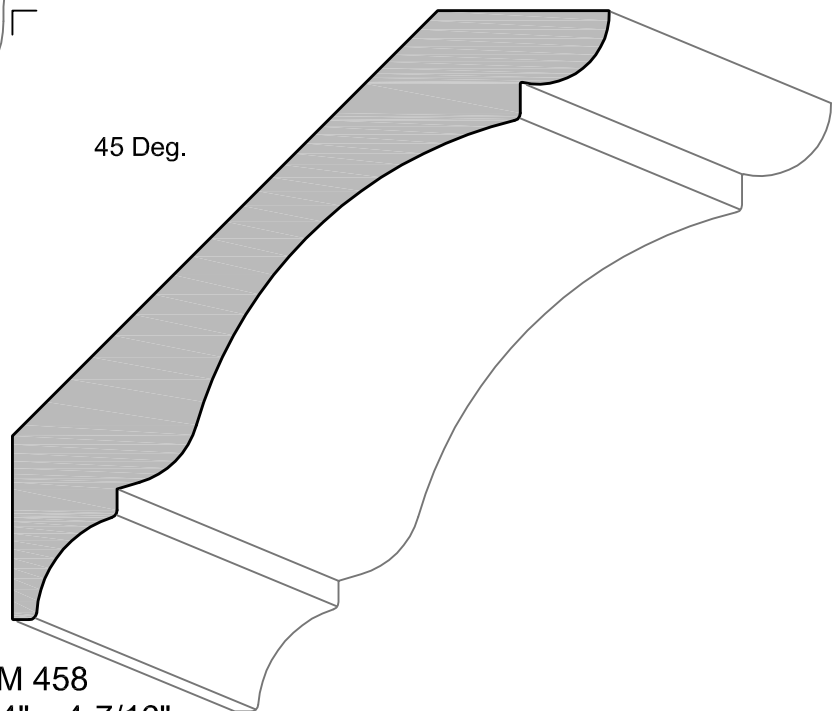
BR 34  
5/16" x 3/4"  
CA

## Notes:

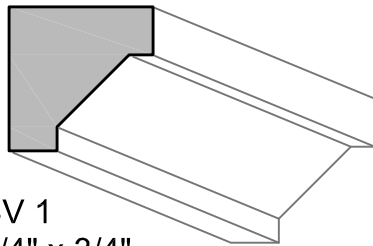
1. See Page 1 For Material Species Key.
2. \* = Discontinued, Limited To Stock On Hand.



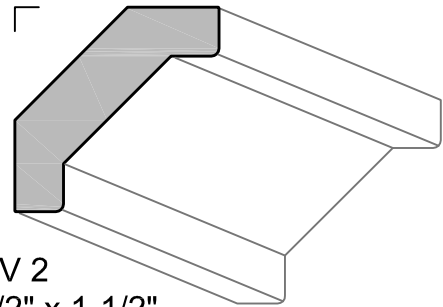
CM 31 MOD  
13/16" x 4-1/2"  
CA\*, CH, KA, PO, RO\*



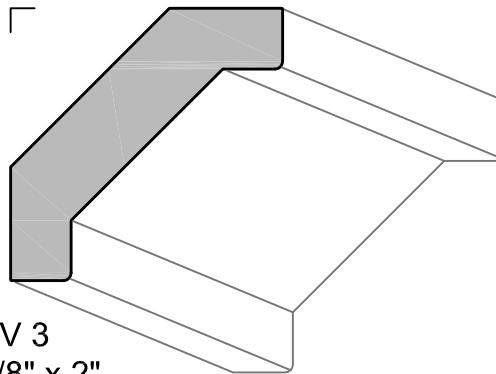
CM 458  
3/4" x 4-7/16"  
PO



**BV 1**  
3/4" x 3/4"  
Non-Stock



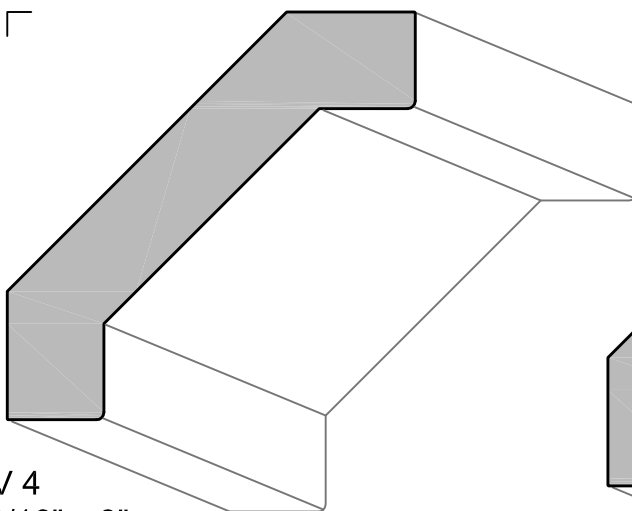
**BV 2**  
1/2" x 1-1/2"  
Non-Stock



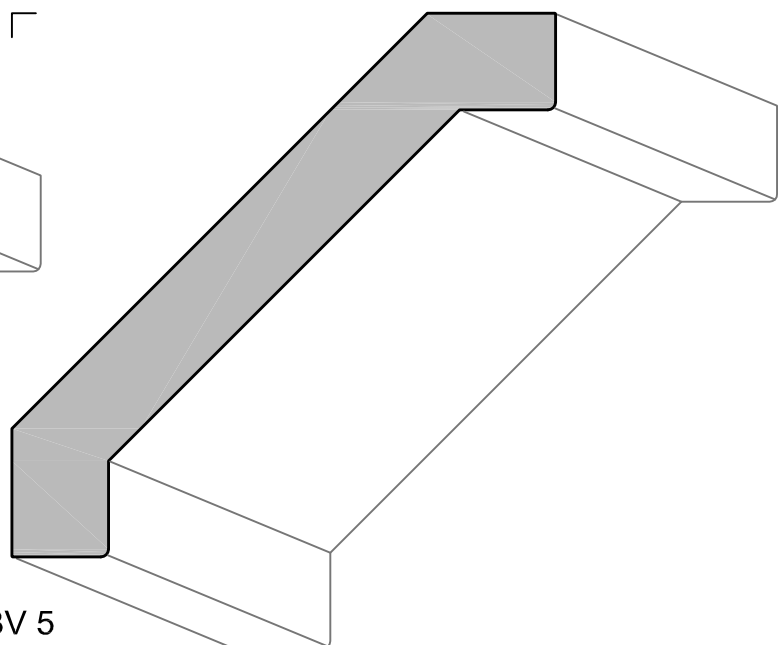
**BV 3**  
5/8" x 2"  
Non-Stock

Notes:

1. See Page 1 For Material Species Key.
2. \* = Discontinued, Limited To Stock On Hand.

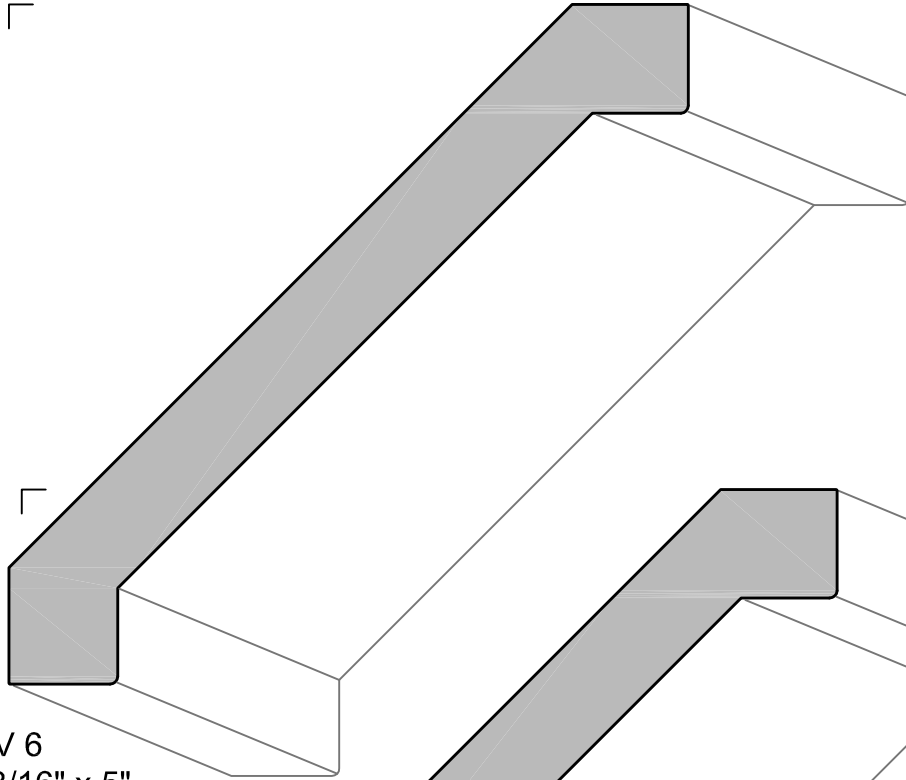


**BV 4**  
13/16" x 3"  
KA, PO

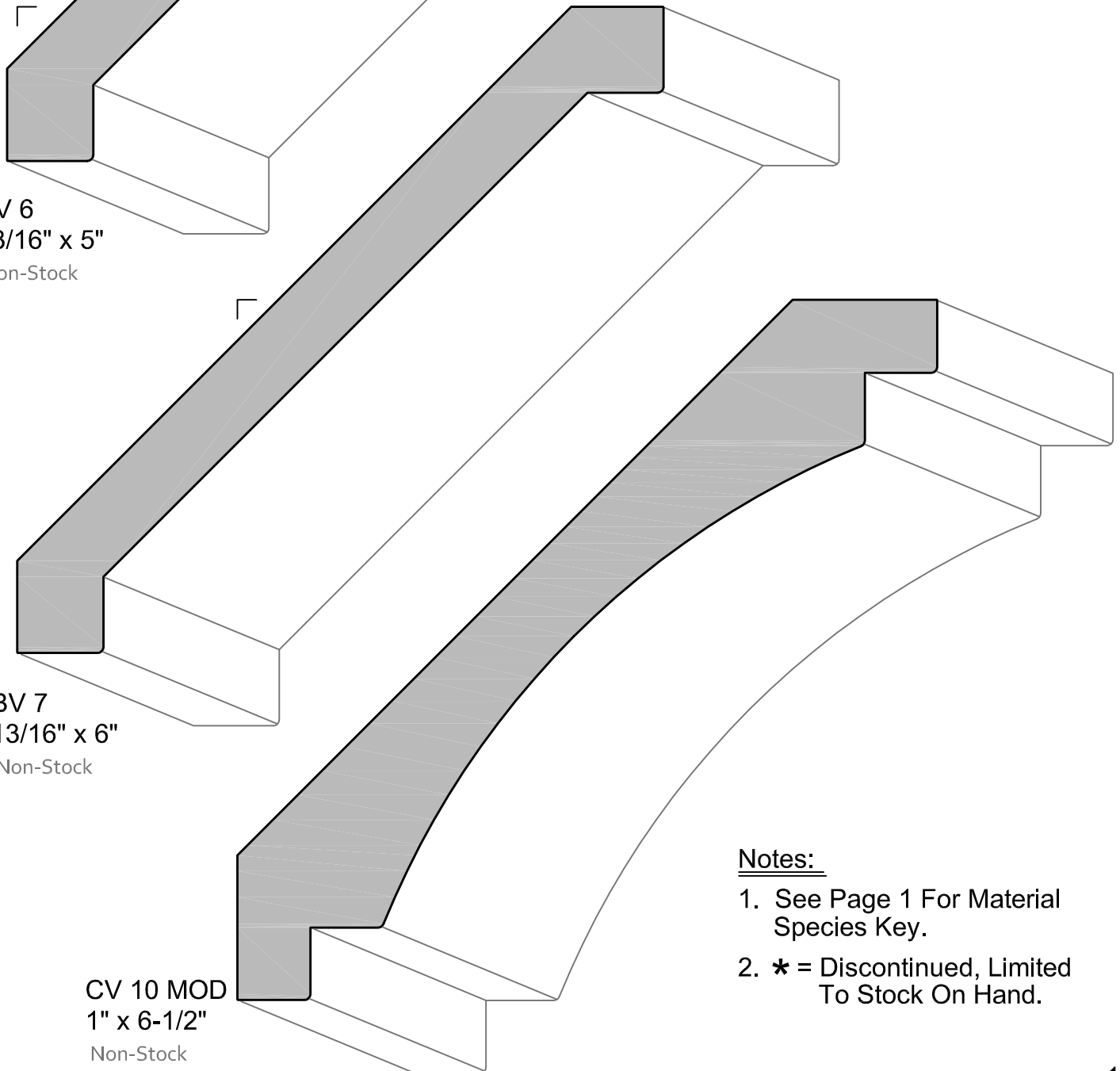


**BV 5**  
13/16" x 4"  
CA, KA, PO

# 45° BEVELED CROWNS



**BV 6**  
13/16" x 5"  
Non-Stock

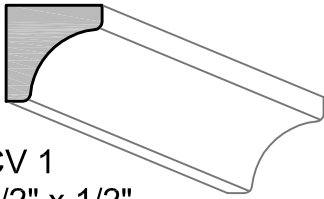


**BV 7**  
13/16" x 6"  
Non-Stock

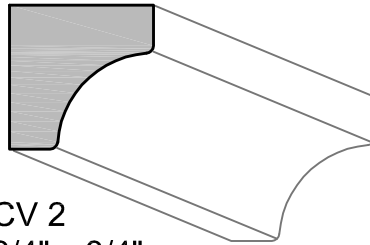
**CV 10 MOD**  
1" x 6-1/2"  
Non-Stock

## Notes:

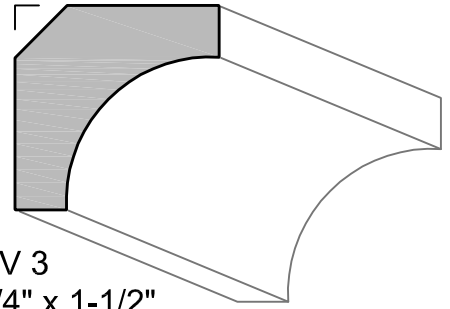
1. See Page 1 For Material Species Key.
2. \* = Discontinued, Limited To Stock On Hand.



CV 1  
1/2" x 1/2"  
CA, PO



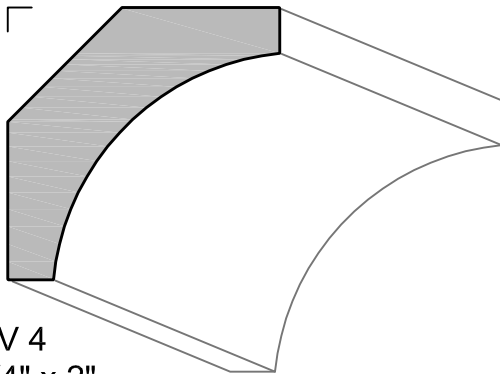
CV 2  
3/4" x 3/4"  
CA, PO



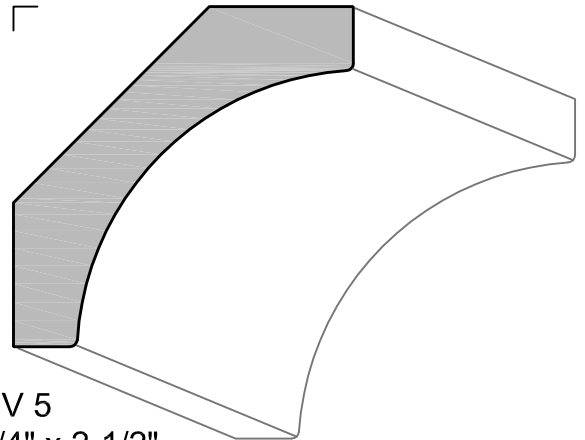
CV 3  
3/4" x 1-1/2"  
CA, PO

Notes:

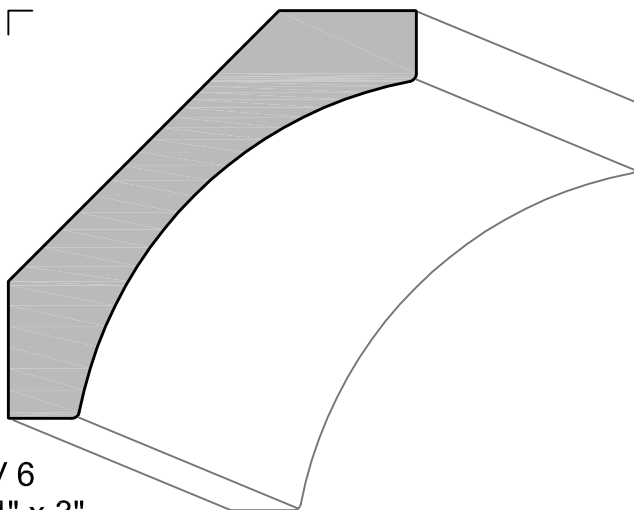
1. See Page 1 For Material Species Key.
2. \* = Discontinued, Limited To Stock On Hand.



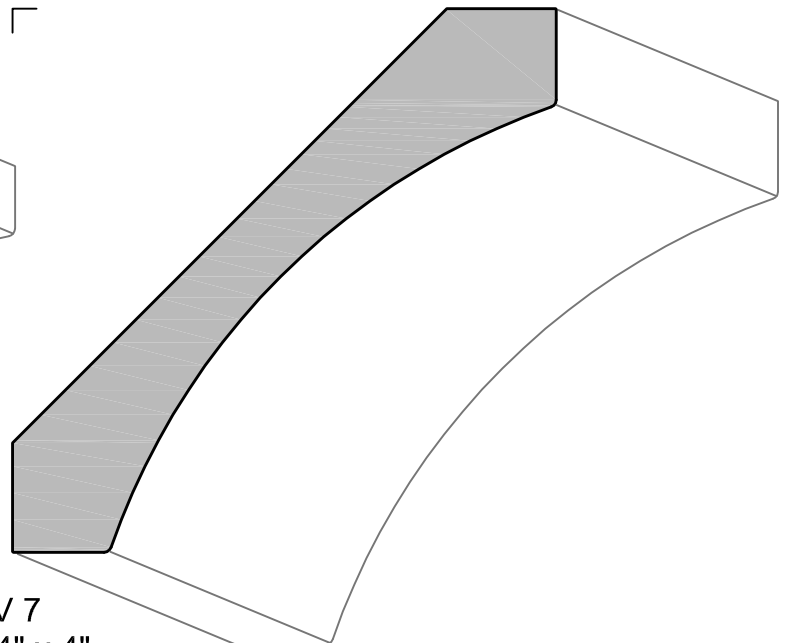
CV 4  
3/4" x 2"  
CA, PO, RO\*



CV 5  
3/4" x 2-1/2"  
CA, KA, PO, RO\*

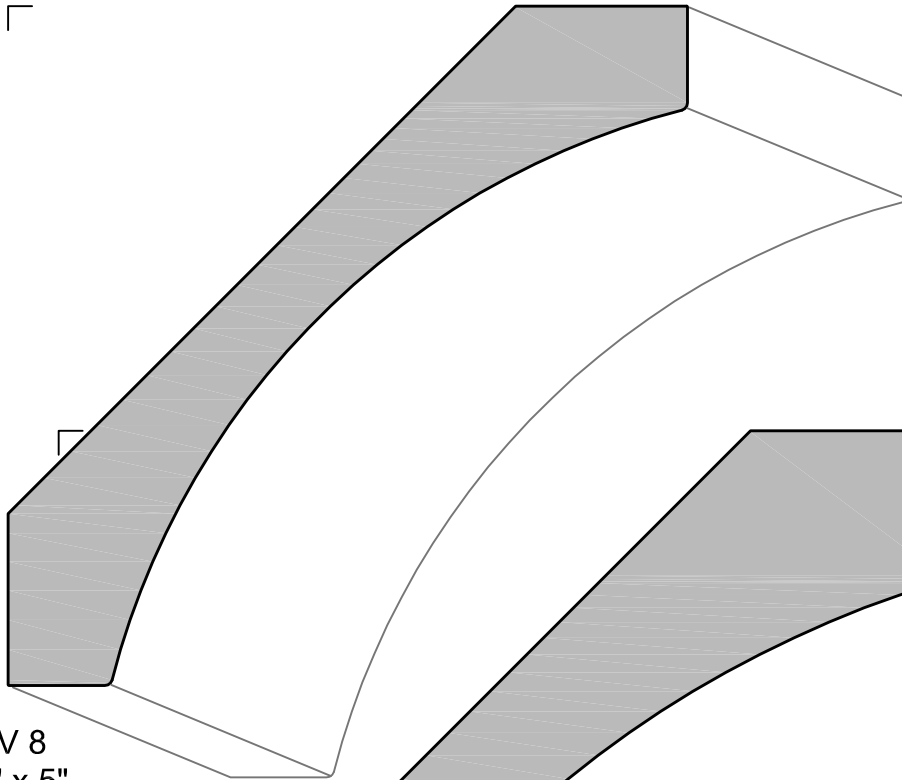


CV 6  
3/4" x 3"  
CA, CH, HM, KA, PO



CV 7  
3/4" x 4"  
CA, CH, HM, HK, KA, KC, PO, RO, RW, SM, WA, WO

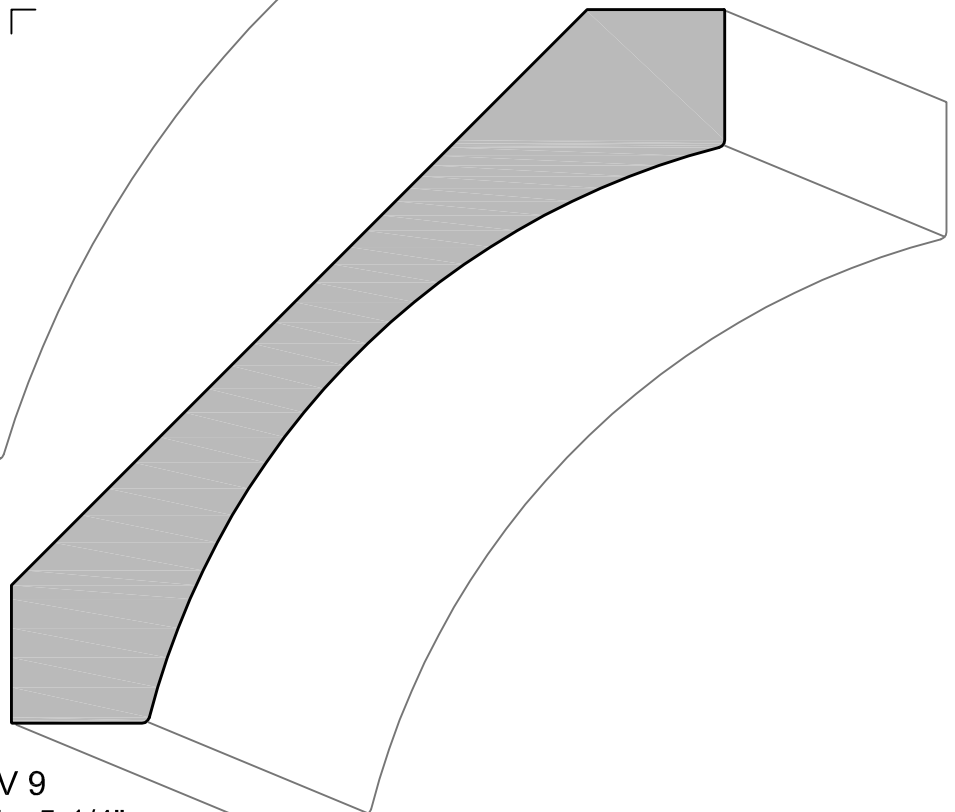
# 45° COVE MOLDINGS



CV 8  
1" x 5"  
CA, KA, PO



CV 10  
1-1/4" x 6-1/2"  
CA, KA, PO

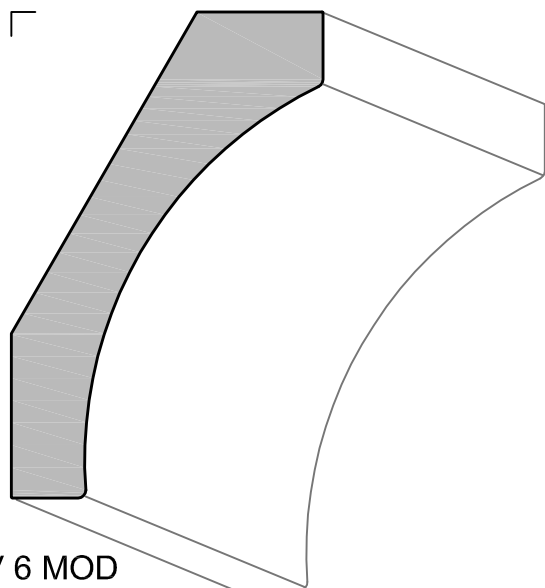


CV 9  
1" x 5-1/4"  
Non-Stock

## Notes:

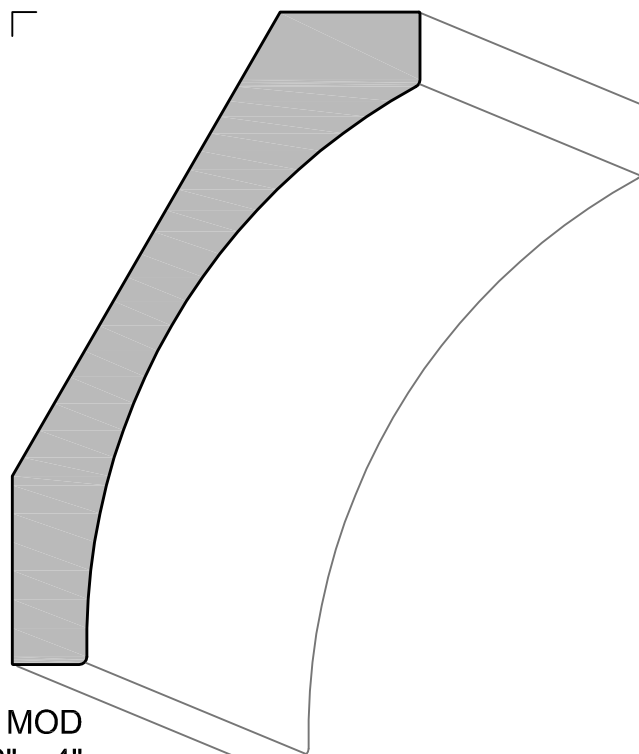
1. See Page 1 For Material Species Key.
2. \* = Discontinued, Limited To Stock On Hand.

# 30° COVE MOLDINGS



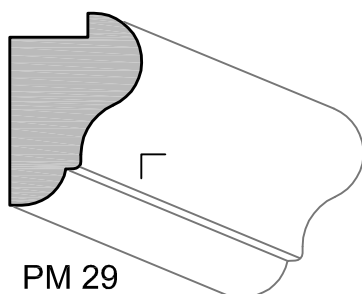
CV 6 MOD  
3/4" x 3"

CA, PO



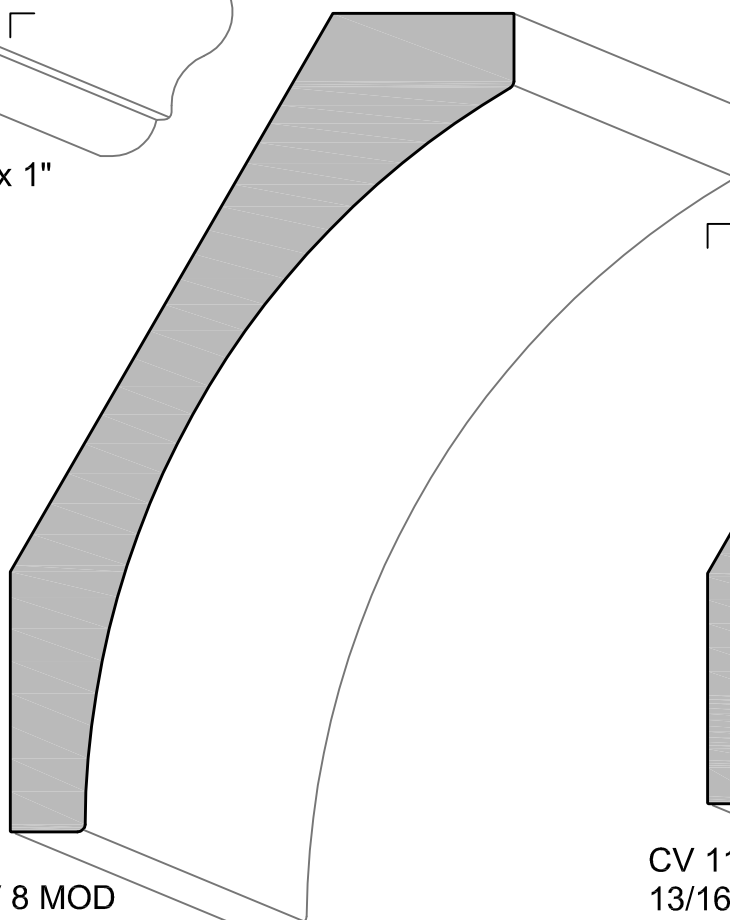
CV 7 MOD  
13/16" x 4"

CA, KA, PO



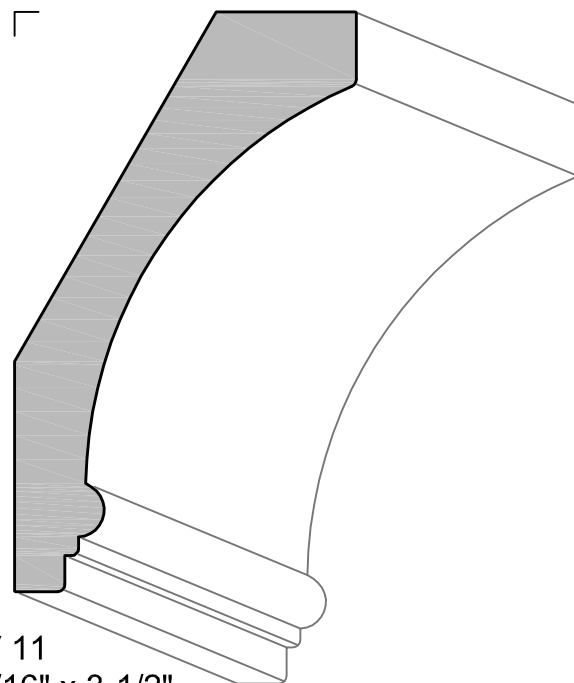
PM 29  
1 1/16" x 1"

CA, PO



CV 8 MOD  
1" x 5"

CA, KA, PO



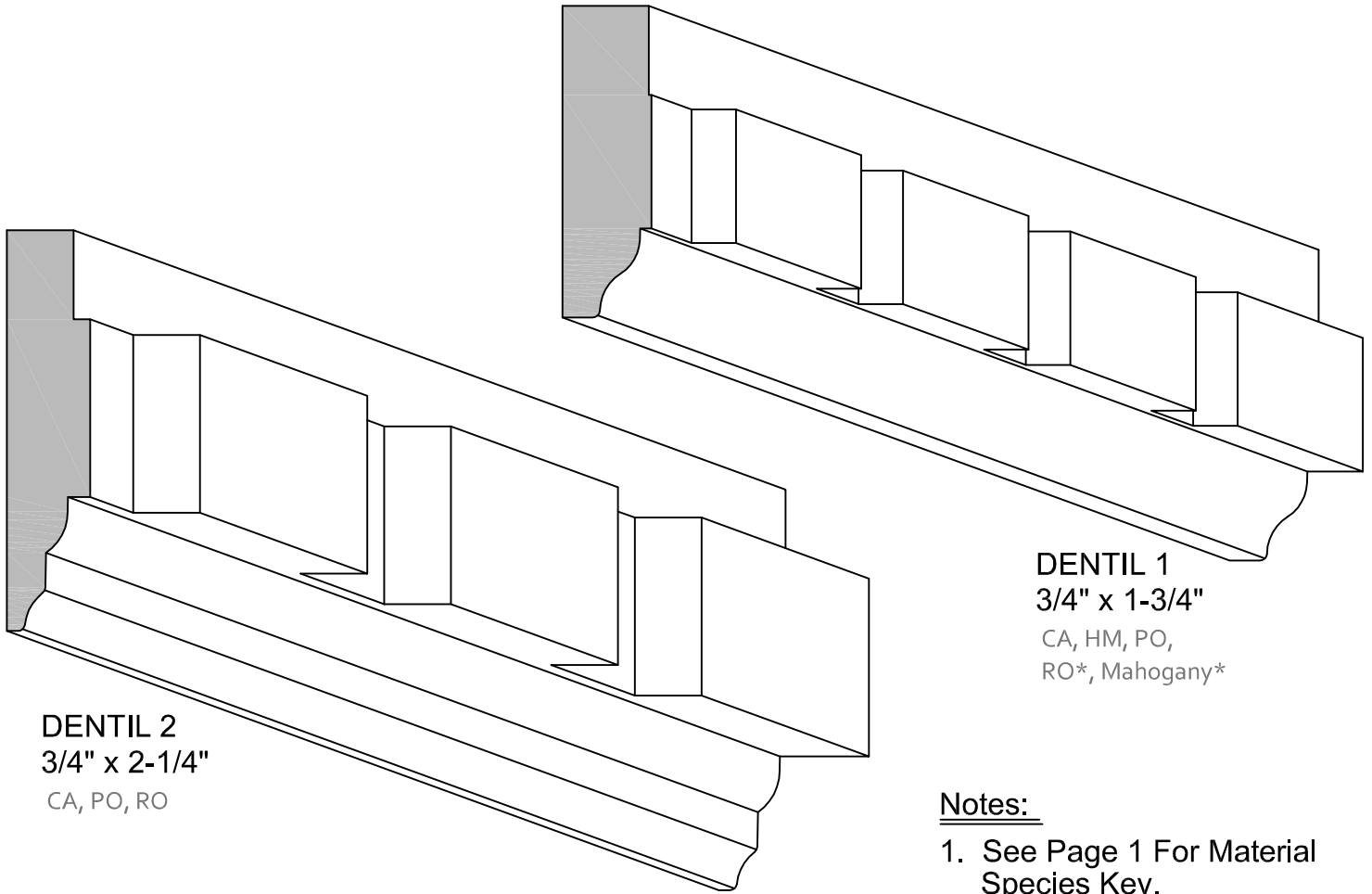
CV 11  
13/16" x 3-1/2"

CA, KA\*, PO

## Notes:

1. See Page 1 For Material Species Key.
2. \* = Discontinued, Limited To Stock On Hand.

# DENTIL MOLD



**DENTIL 2**  
3/4" x 2-1/4"

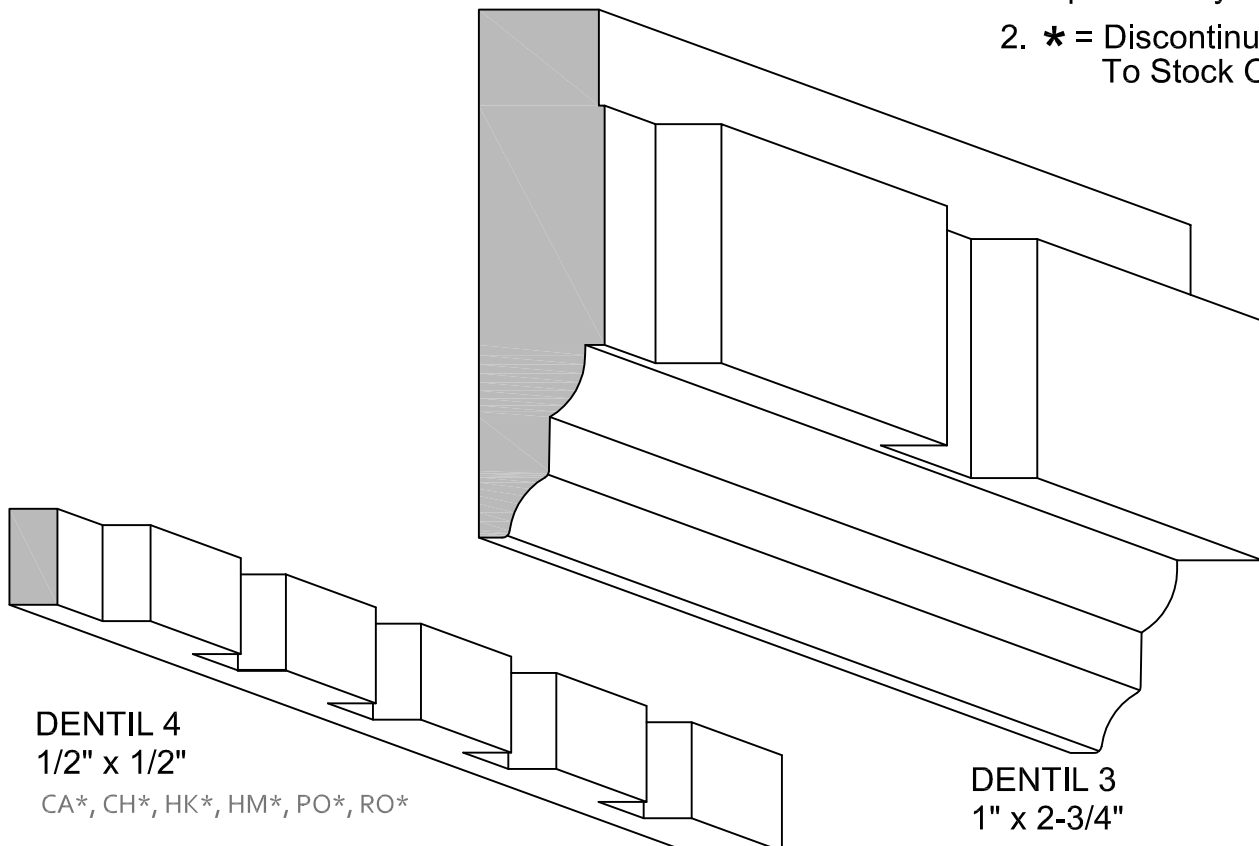
CA, PO, RO

**DENTIL 1**  
3/4" x 1-3/4"

CA, HM, PO,  
RO\*, Mahogany\*

Notes:

1. See Page 1 For Material Species Key.
2. \* = Discontinued, Limited To Stock On Hand.

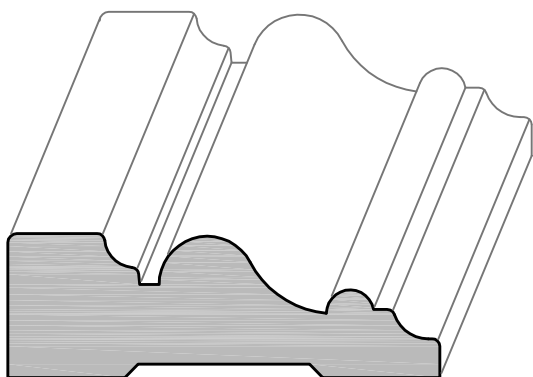


**DENTIL 4**  
1/2" x 1/2"

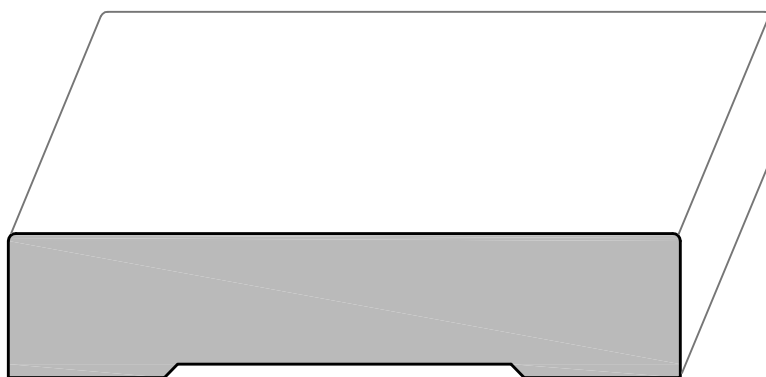
CA\*, CH\*, HK\*, HM\*, PO\*, RO\*

**DENTIL 3**  
1" x 2-3/4"

Non-Stock



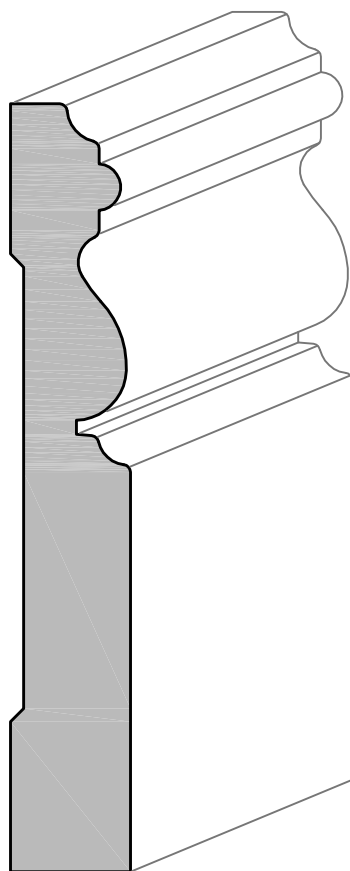
**C 1 Case**  
3/4" x 2-1/4"  
CA, PO, RO



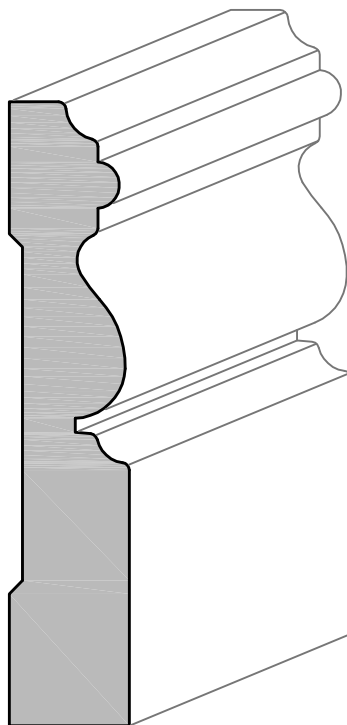
**C 2a Case**  
3/4" x 3-1/2"  
KA, PO

Notes:

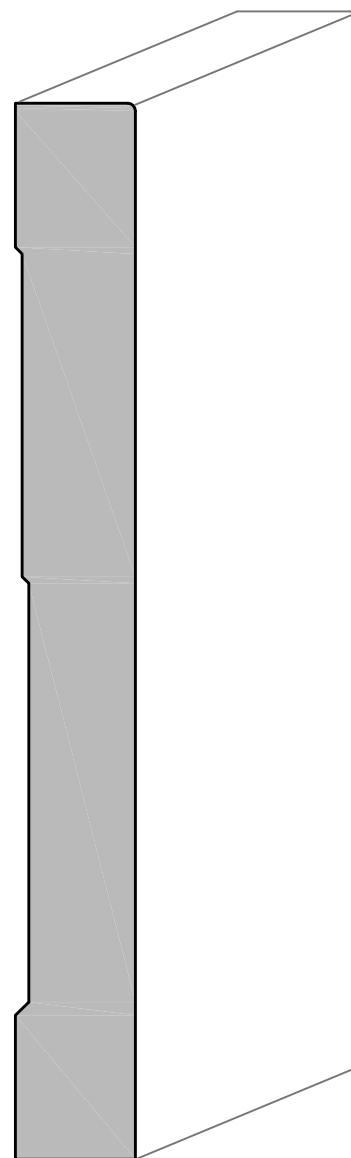
1. See Page 1 For Material Species Key.
2. \* = Discontinued, Limited To Stock On Hand.



**B 1 Base**  
5/8" x 4"  
CA, HM,  
KA, PO, RO




**B 1 Base**  
5/8" x 3-1/4"  
Non-Stock

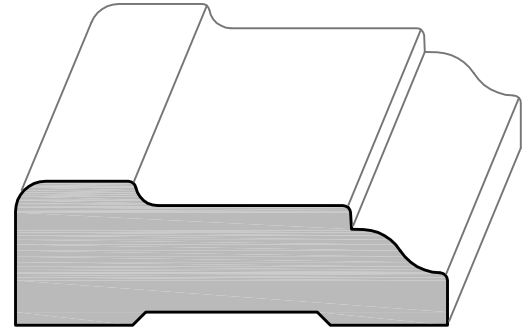


**B 2a Base**  
5/8" x 5-1/2"  
KA, PO

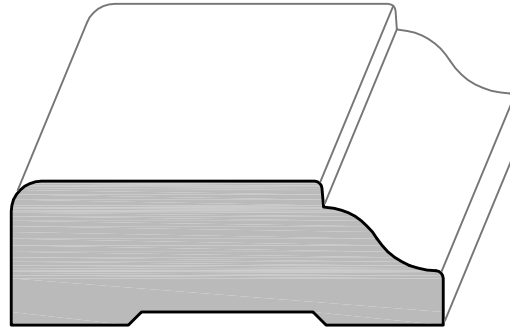
# BASE AND CASE PROFILES




**C 3 Case**  
**3/4" x 3-1/2"**  
CA, KA, PO



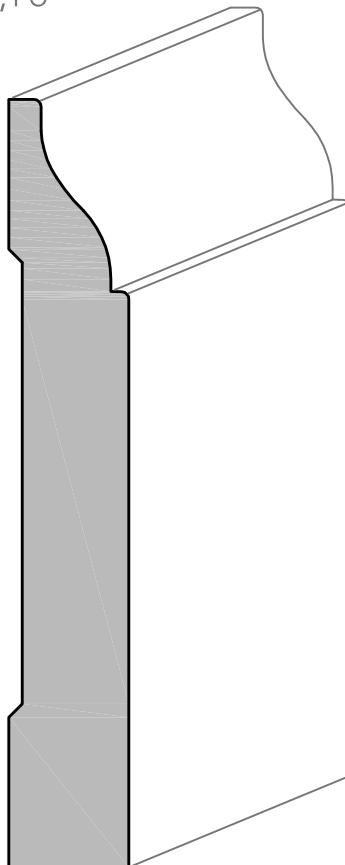
**C 4 Case**  
**3/4" x 2-1/4"**  
PO



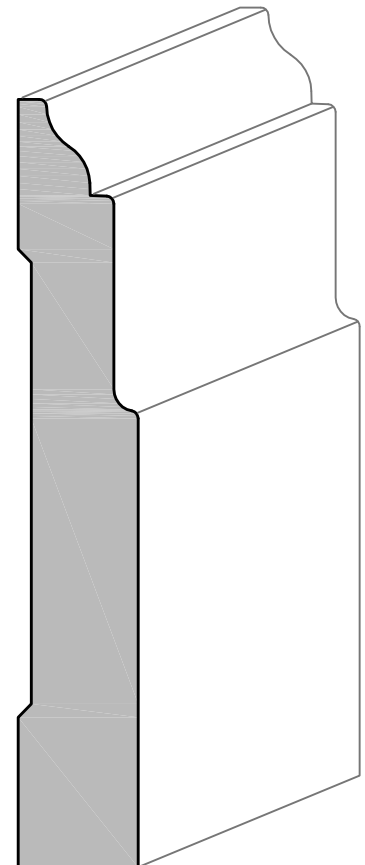
**C 3 Case**  
**3/4" x 2-1/4"**  
CA, HM,  
KA, PO



**B 3 Base**  
**5/8" x 5-1/2"**  
CA, KA, PO



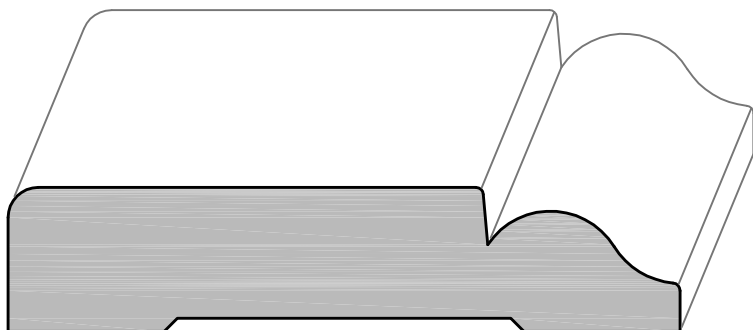
**B 3 Base**  
**5/8" x 4"**  
CA, CH, HM,  
KA, PO, RO



**B 4 Base**  
**5/8" x 4"**  
PO

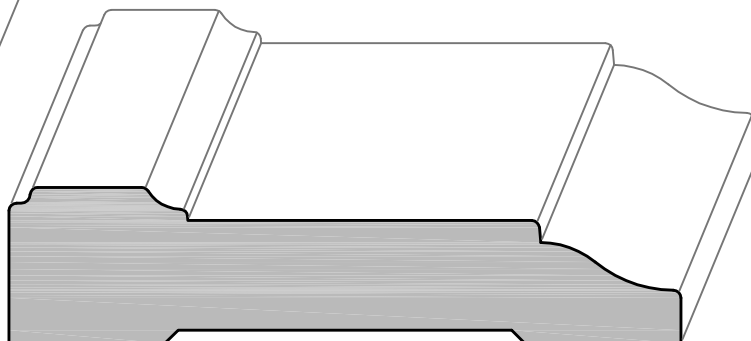
## Notes:

1. See Page 1 For Material Species Key.
2. \* = Discontinued, Limited To Stock On Hand.



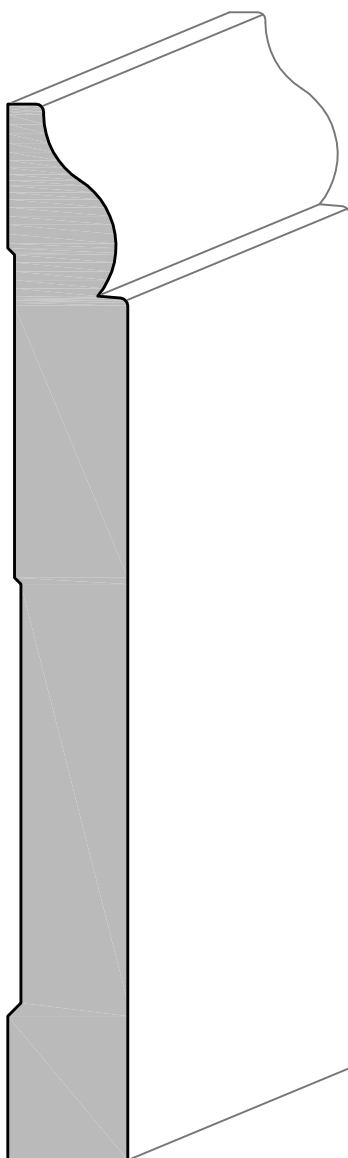
**C 5 Case**  
3/4" x 3-1/2"

KA, PO



**C 6 Case**  
13/16" x 3-1/2"

KA, PO

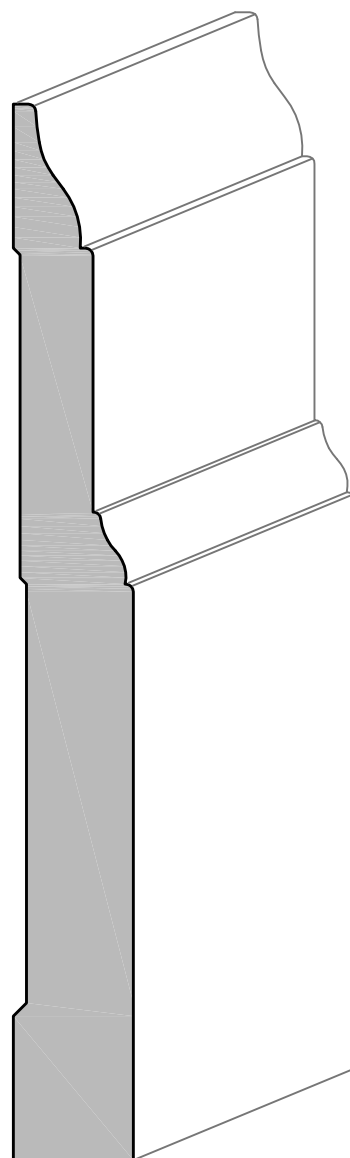


**B 5 Base**  
5/8" x 5-1/2"

KA, PO

Notes:

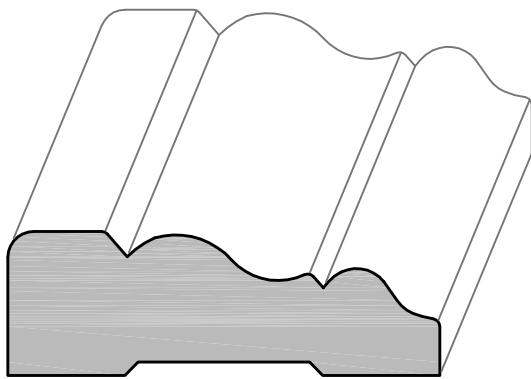
1. See Page 1 For Material Species Key.
2. \* = Discontinued, Limited To Stock On Hand.



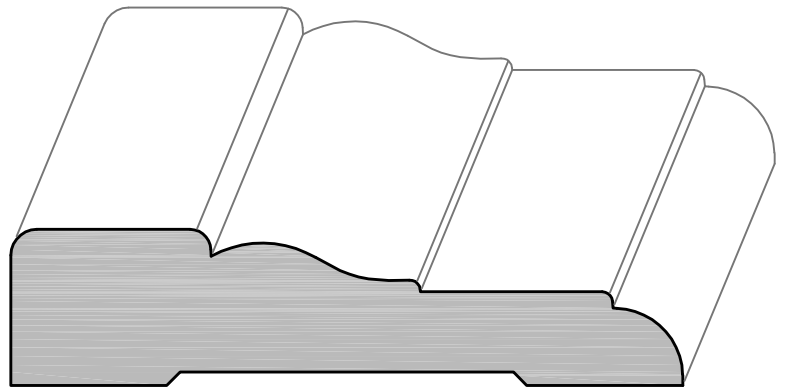
**B 6 Base**  
5/8" x 5-1/2"

KA, PO

# BASE AND CASE PROFILES



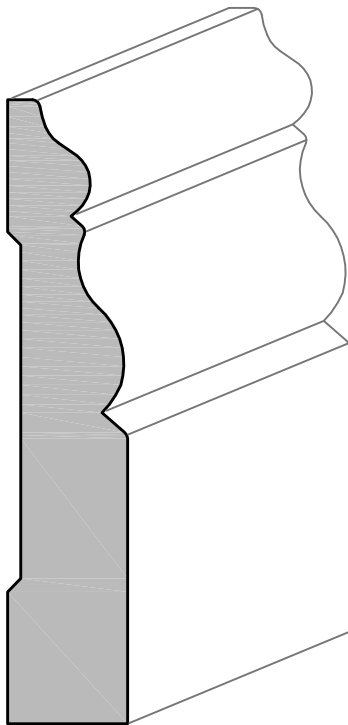
C 7 Case  
3/4" x 2-1/4"  
PO



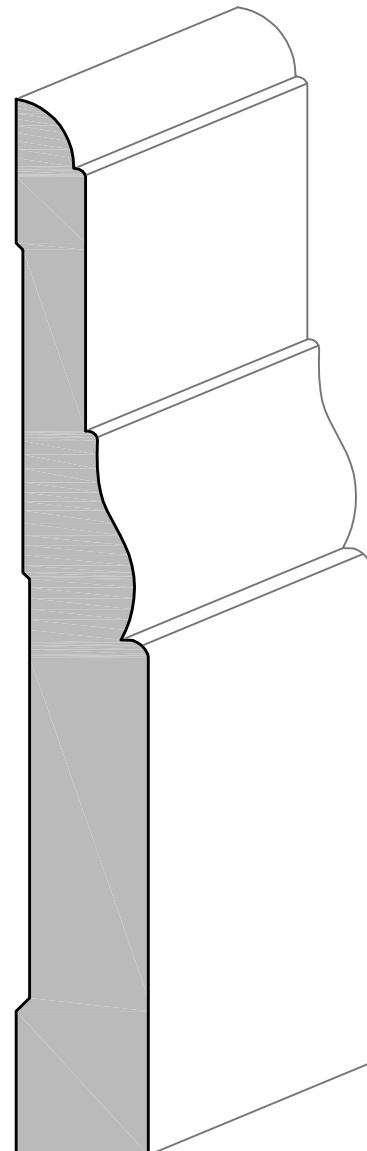
C 8 Case  
13/16" x 3-1/2"  
KA, PO

Notes:

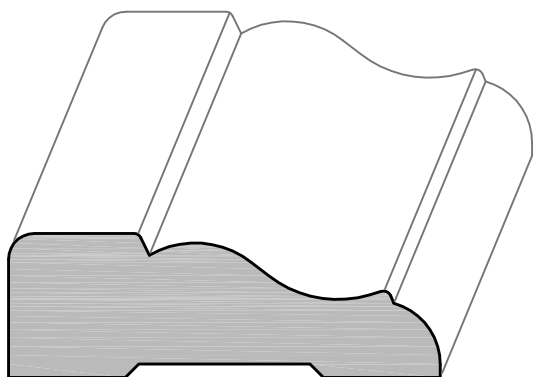
1. See Page 1 For Material Species Key.
2. \* = Discontinued, Limited To Stock On Hand.



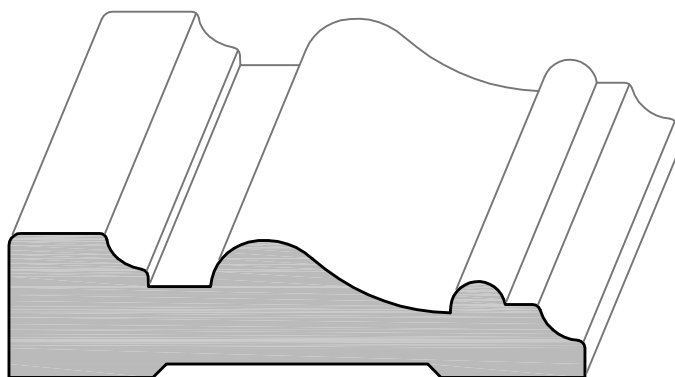
B 7 Base  
5/8" x 3-1/4"  
PO



B 8 Base  
11/16" x 5-1/2"  
KA, PO




**C 9 Case**  
3/4" x 2-1/4"  
PO



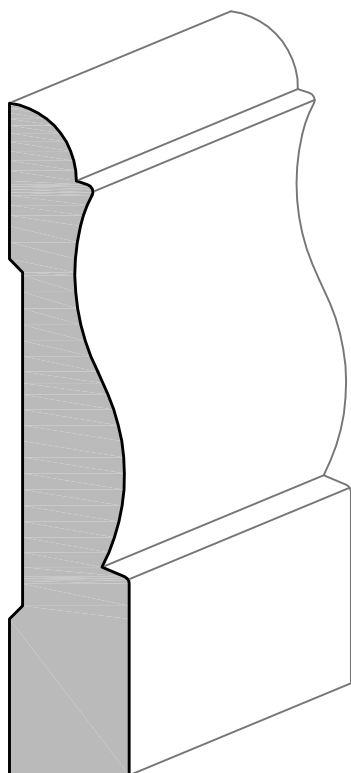
**C 11 Case**  
3/4" x 3"  
KA, PO

Notes:

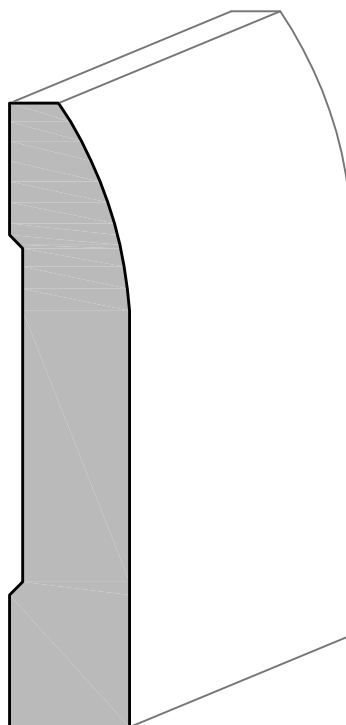
1. See Page 1 For Material Species Key.
2. \* = Discontinued, Limited To Stock On Hand.



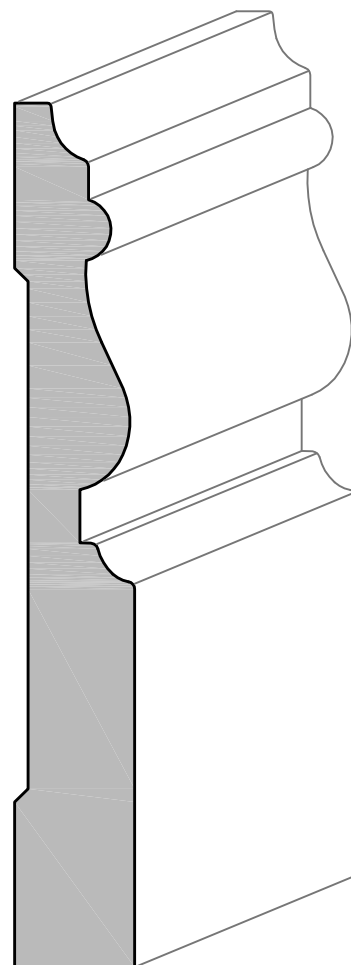
**C 10 Case**  
3/4" x 2-1/4"  
Non-Stock



**B 9 Base**  
5/8" x 3-1/2"  
PO

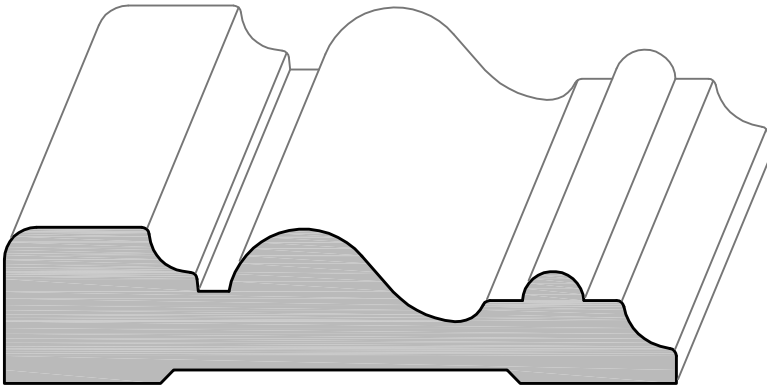


**B 10 Base**  
5/8" x 3-1/4"  
Non-Stock



**B 11 Base**  
5/8" x 4-1/2"  
KA, PO

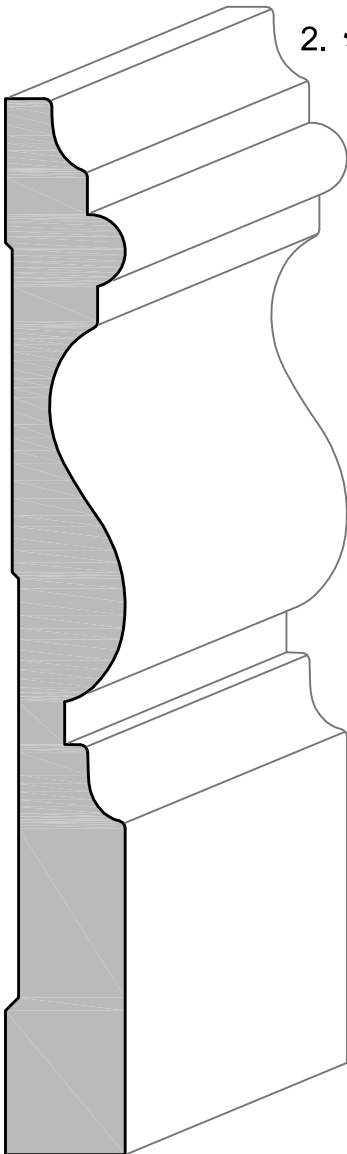
# BASE AND CASE PROFILES



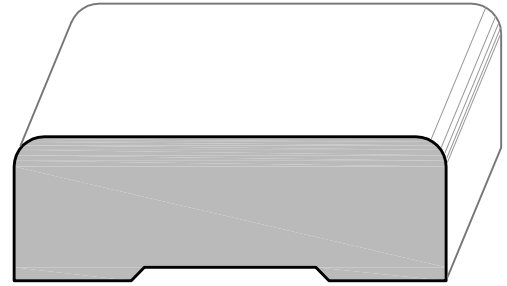
C 12 Case  
13/16" x 3-1/2"  
PO

Notes:

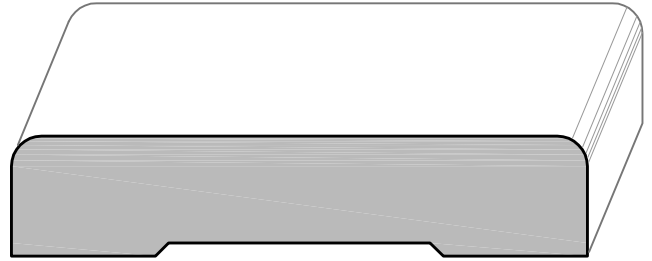
1. See Page 1 For Material Species Key.
2. \* = Discontinued, Limited To Stock On Hand.



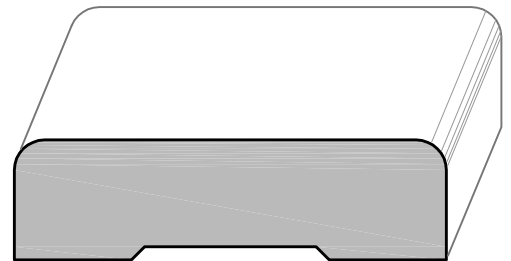
B 12 Base  
5/8" x 5-1/2"  
PO




C 13 Case  
3/4" x 2-1/4" PO



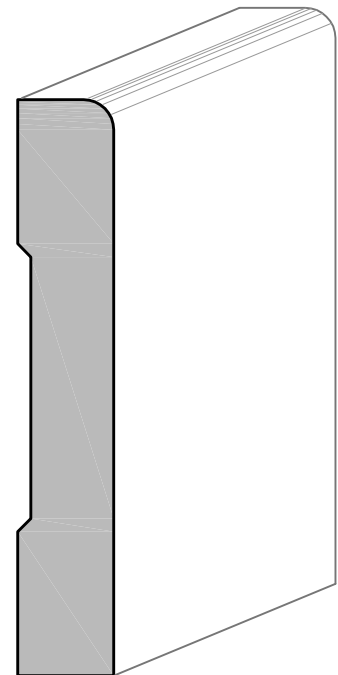
C 13 Case  
5/8" x 3"  
PO,




C 13 Case  
5/8" x 2-1/4"  
PO



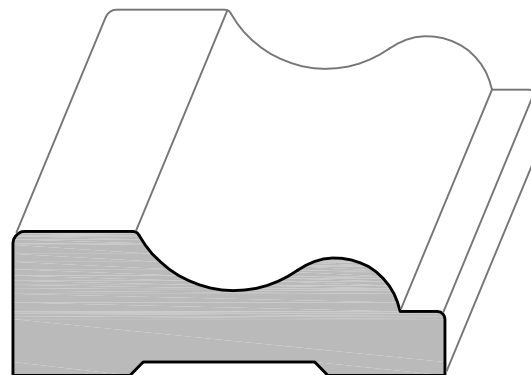
B 13 Base  
1/2" x 4"  
PO



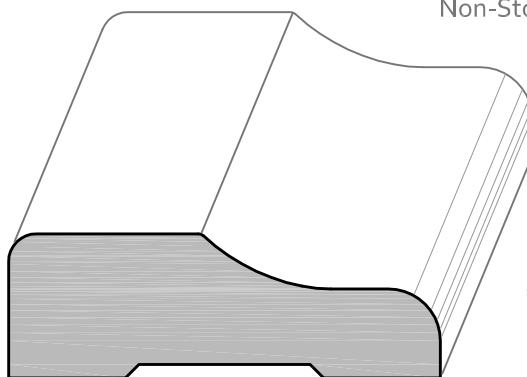
B 13 Base  
1/2" x 3"  
PO



**C 14 Case**  
13/16" x 3-1/4"  
PO



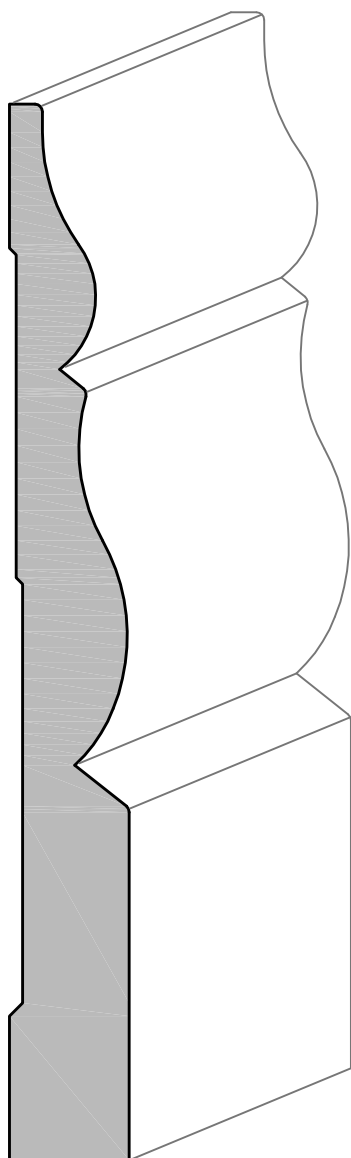
**C 16 Case**  
3/4" x 2-1/4"  
Non-Stock



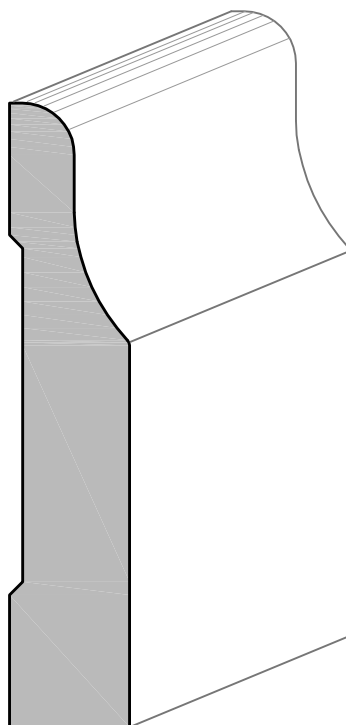
**C 15 Case**  
3/4" x 2-1/4"  
Non-Stock

Notes:

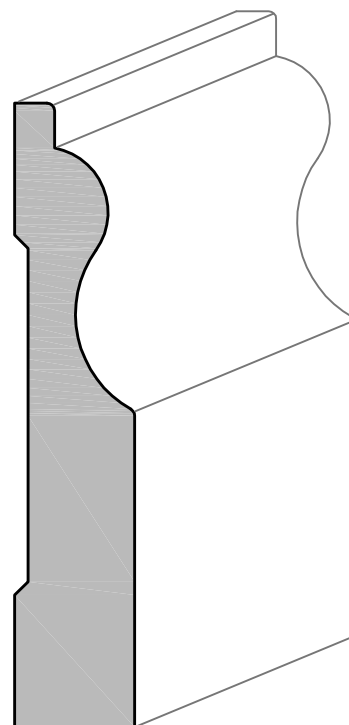
1. See Page 1 For Material Species Key.
2. \* = Discontinued, Limited To Stock On Hand.



**B 14 Base**  
5/8" x 5-1/2"  
PO

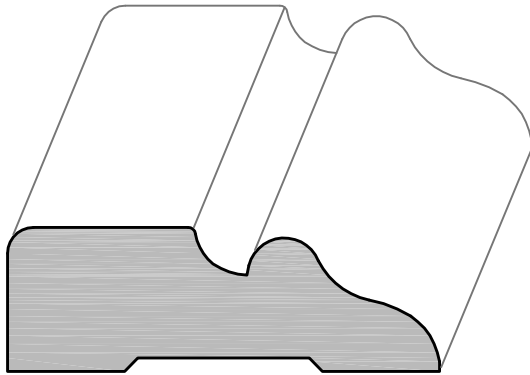


**B 15 Base**  
5/8" x 3-1/4"  
Non-Stock

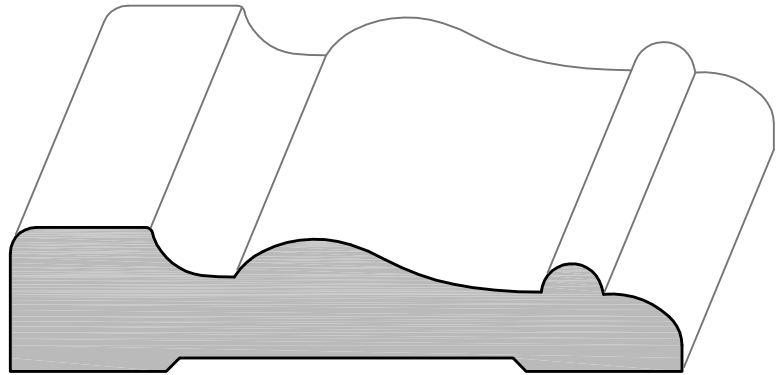


**B 16 Base**  
5/8" x 3-1/4"  
Non-Stock

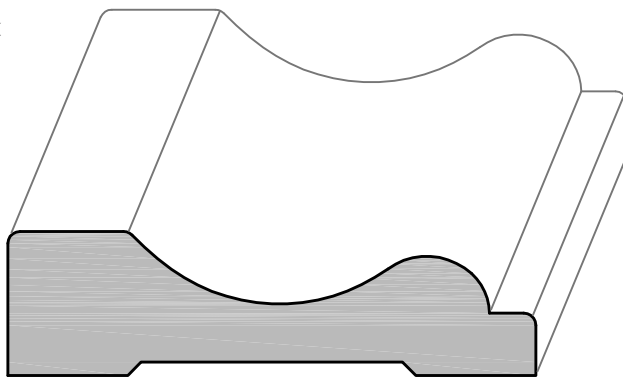
# BASE AND CASE PROFILES



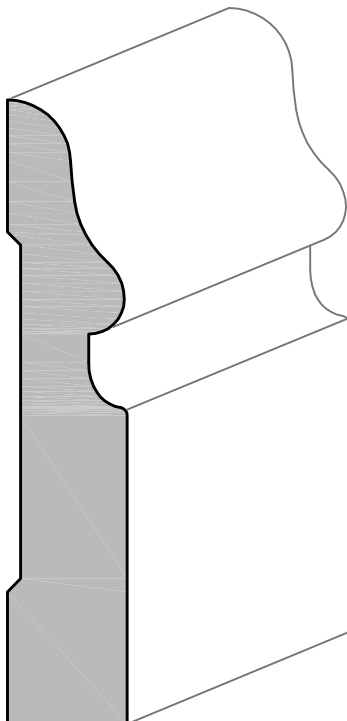
**C 17 Case**  
**3/4" x 2-1/4"**  
Non-Stock



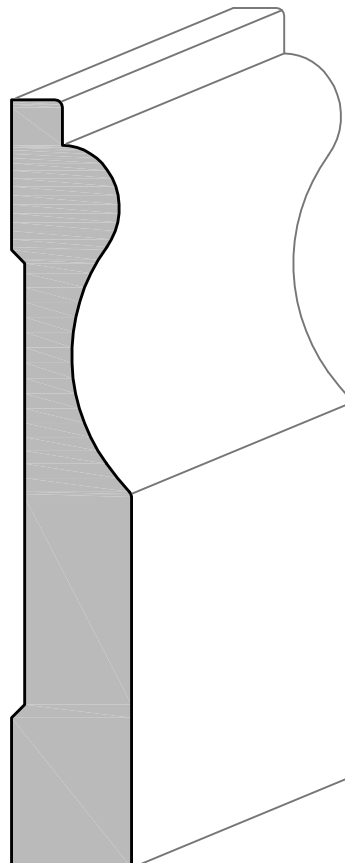
**C 19 Case**  
**3/4" x 3-1/2"**  
Non-Stock



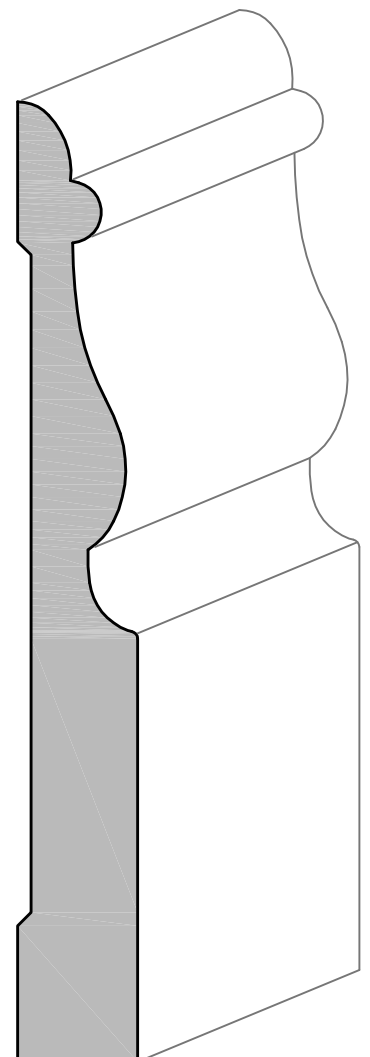
**C 18 Case**  
**3/4" x 2-3/4"**  
Non-Stock



**B 17 Base**  
**5/8" x 3-1/4"**  
Non-Stock



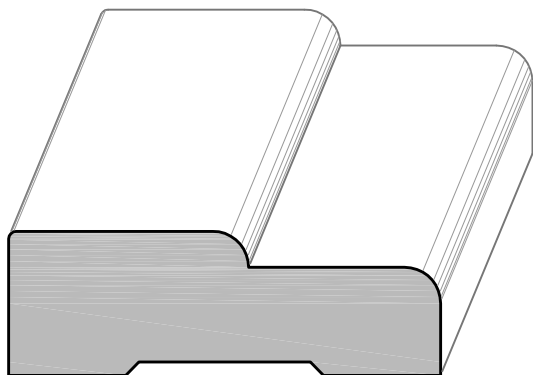
**B 18 Base**  
**5/8" x 4"**  
Non-Stock



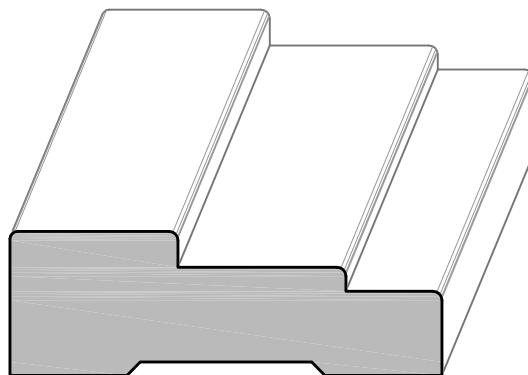
**B 19 Base**  
**5/8" x 5"**  
Non-Stock

Notes:

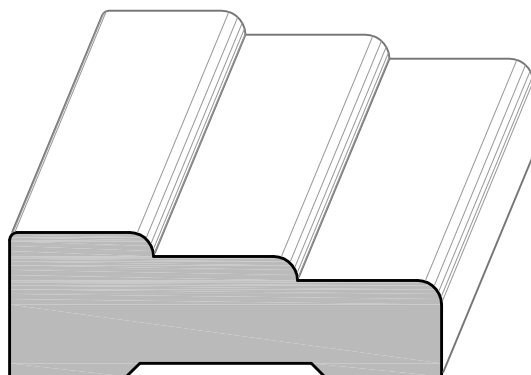
1. See Page 1 For Material Species Key.
2. \* = Discontinued, Limited To Stock On Hand.



SC 20 Case  
3/4" x 2-1/4"  
Non-Stock



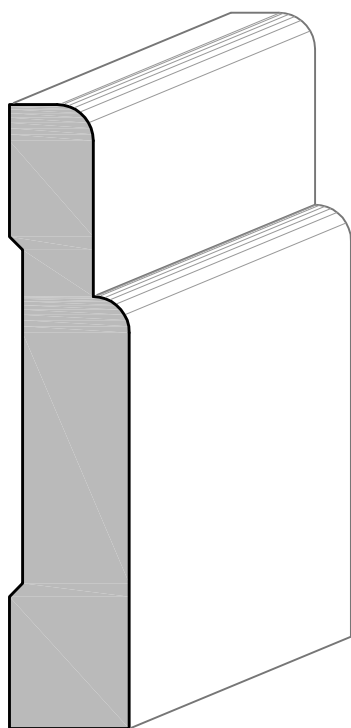
SC 22 Case  
3/4" x 2-1/4"  
Non-Stock



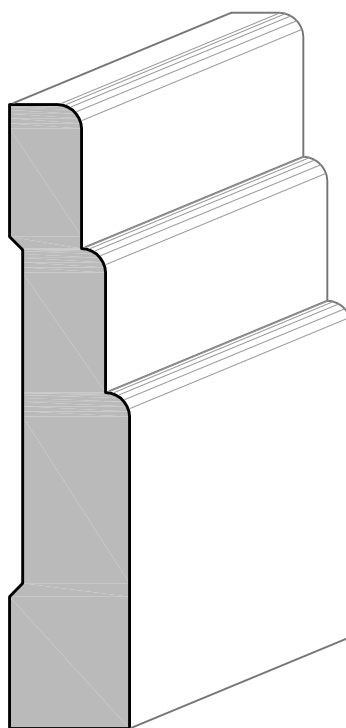
SC 21 Case  
3/4" x 2-1/4"  
Non-Stock

Notes:

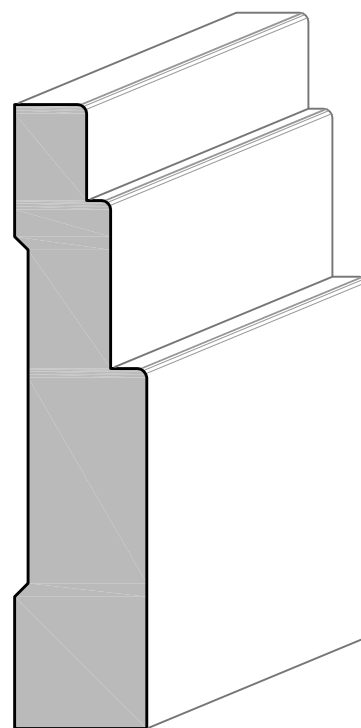
1. See Page 1 For Material Species Key.
2. \* = Discontinued, Limited To Stock On Hand.



SB 20 Base  
5/8" x 3-1/4"  
Non-Stock

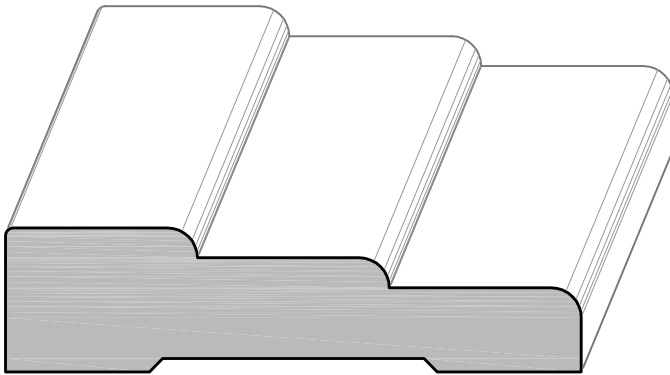


SB 21 Base  
5/8" x 3-1/4"  
Non-Stock

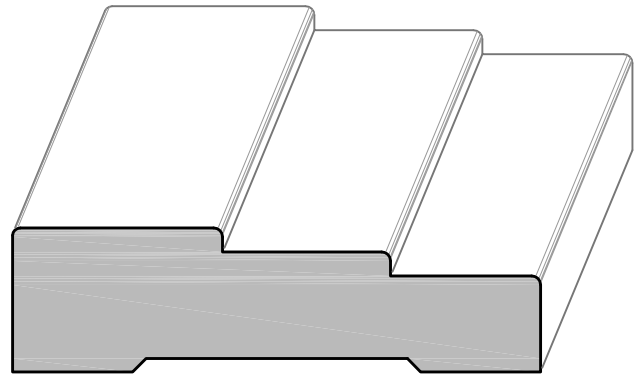


SB 22 Base  
11/16" x 3-1/4"  
Non-Stock

# BASE AND CASE PROFILES



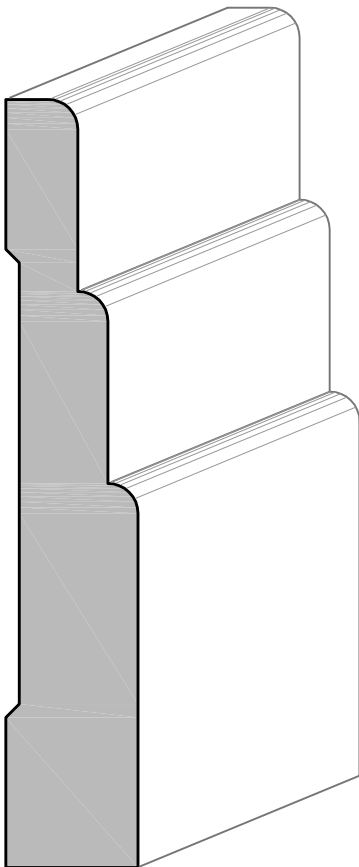
SC 23 Case  
3/4" x 3"  
Non-Stock



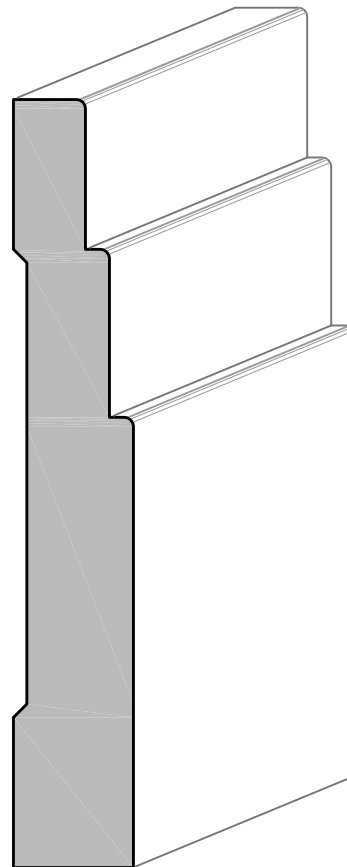
SC 24 Case  
3/4" x 2-3/4"  
Non-Stock

Notes:

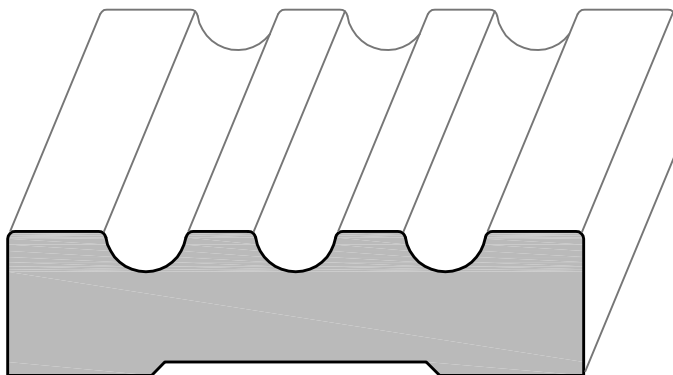
1. See Page 1 For Material Species Key.
2. \* = Discontinued, Limited To Stock On Hand.



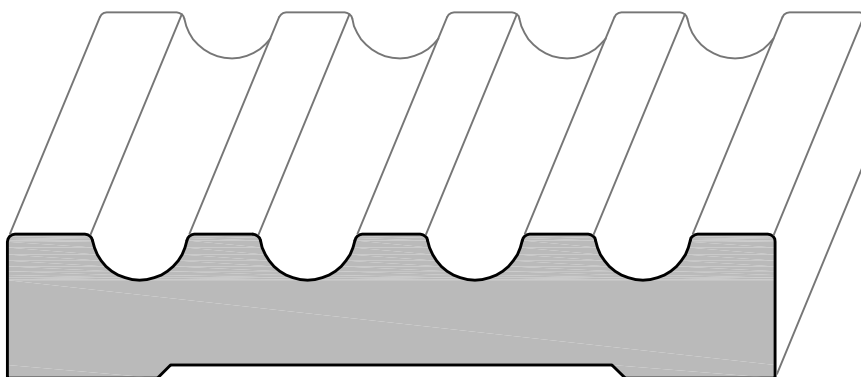
SB 23 Base  
11/16" x 4"  
Non-Stock



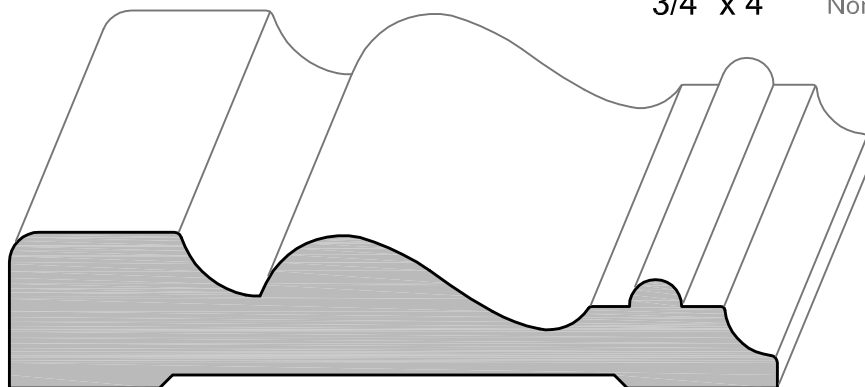
SB 24 Base  
5/8" x 4"  
Non-Stock



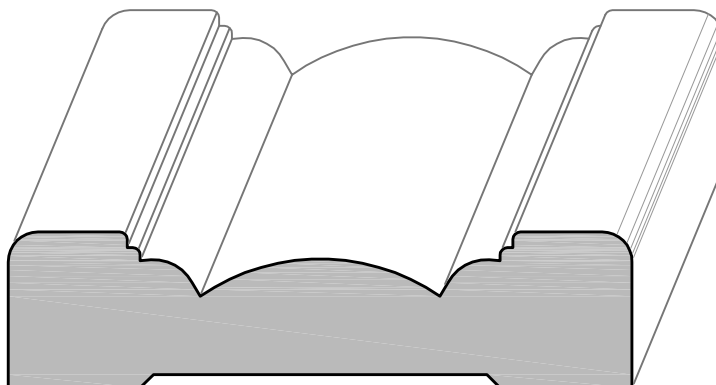
**FC 26 Case**  
**3/4" x 3"**  
Non-Stock



**FC 27 Case**  
**3/4" x 4"** Non-Stock



**C 28 Case**  
**13/16" x 4"**  
Non-Stock

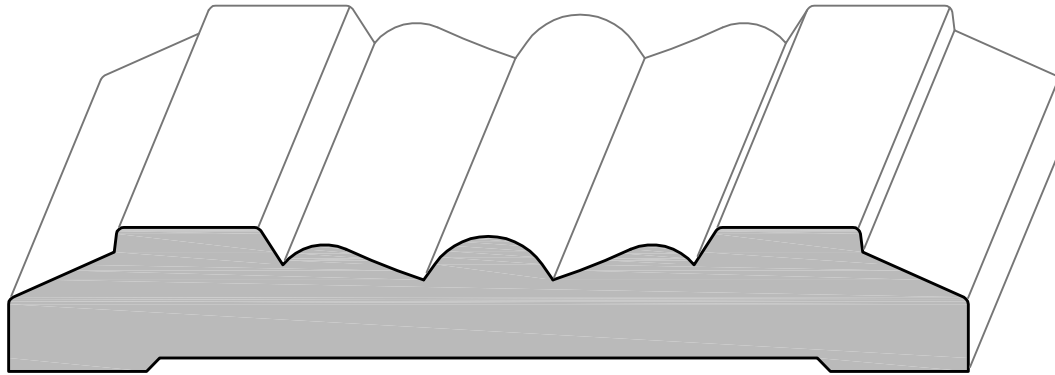


**C 29 Case**  
**13/16" x 3-1/4"**  
Non-Stock

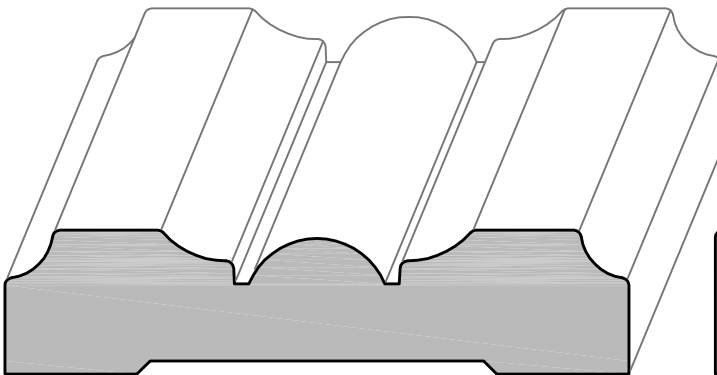
**Notes:**

1. See Page 1 For Material Species Key.
2. \* = Discontinued, Limited To Stock On Hand.

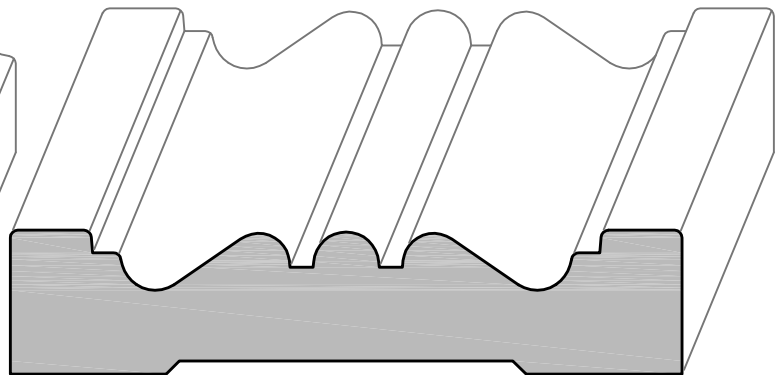
# CASING PROFILES



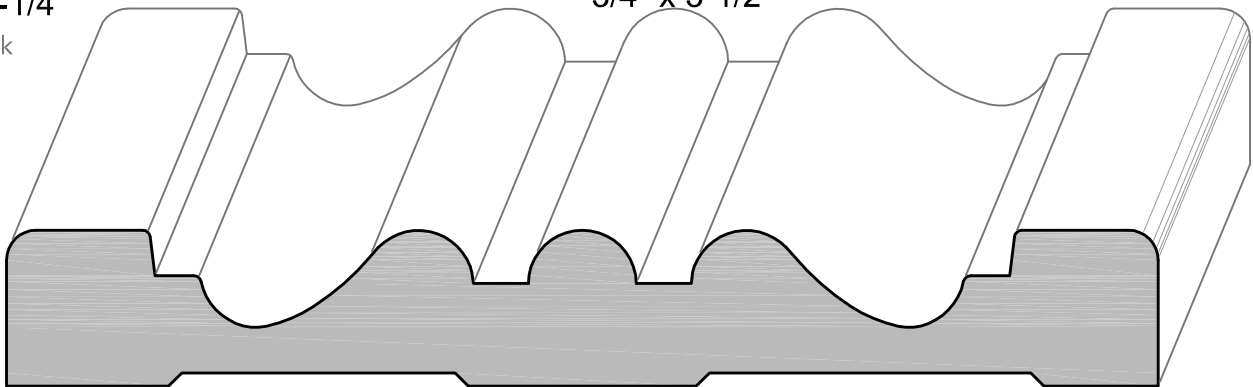
C 30 Case  
3/4" x 5" Non-Stock



C 31 Case  
3/4" x 3-1/4"  
Non-Stock



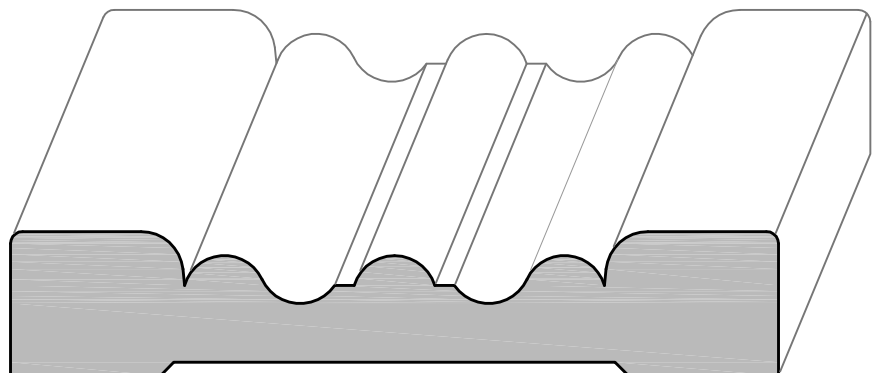
C 32 Case  
3/4" x 3-1/2" Non-Stock



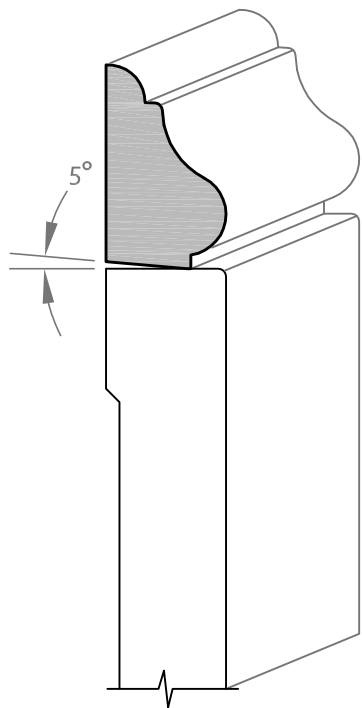
C 33 Case  
13/16" x 6"  
Non-Stock

## Notes:

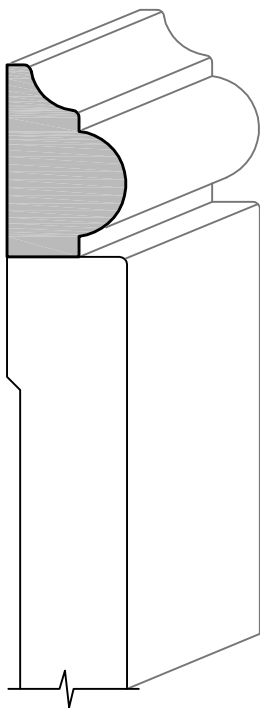
1. See Page 1 For Material Species Key.
2. \* = Discontinued, Limited To Stock On Hand.



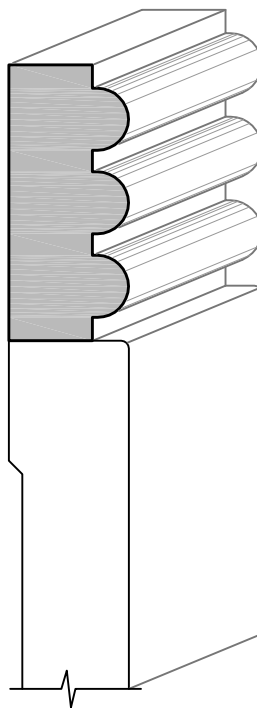
C 34 Case  
3/4" x 4"  
Non-Stock



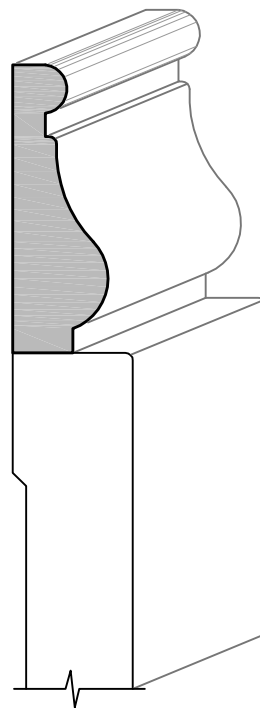
**CAP 1**  
5/8" x 1-1/16"  
CA, CH\*, HK, PO  
RO, SM, WA, WO



**CAP 2**  
5/8" x 1"  
Non-Stock



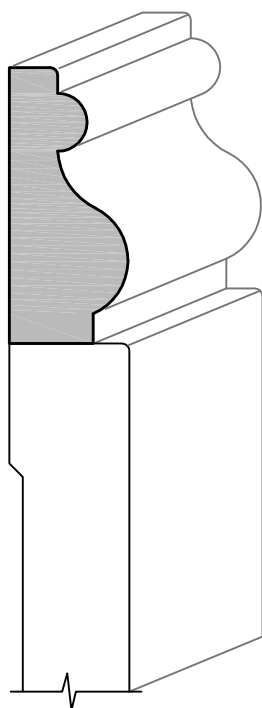
**CAP 3**  
5/8" x 1-7/16"  
Non-Stock



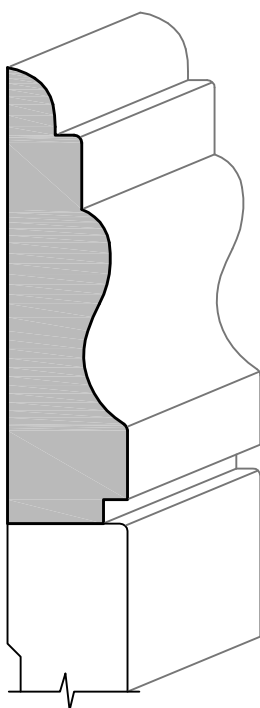
**CAP 4**  
1/2" x 1-1/2"  
Non-Stock

**Notes:**

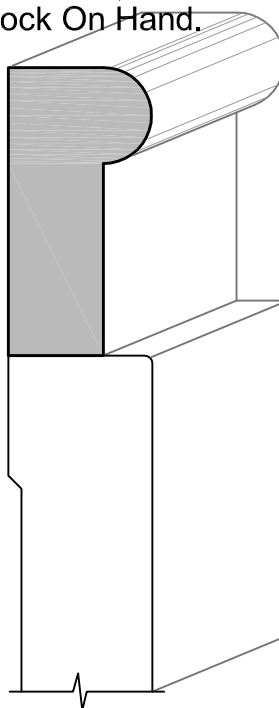
1. See Page 1 For Material Species Key.
2. \* = Discontinued, Limited To Stock On Hand.



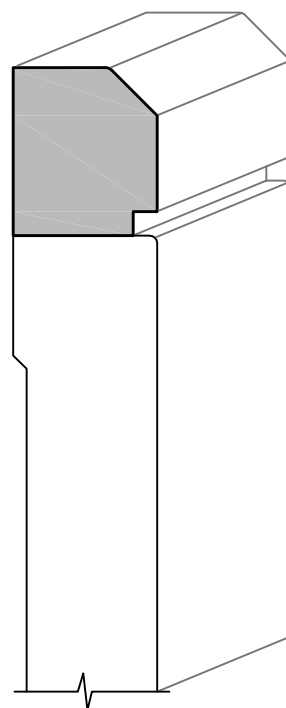
**CAP 5**  
5/8" x 1-7/16"  
Non-Stock



**CAP 6**  
5/8" x 2-3/8"  
Non-Stock

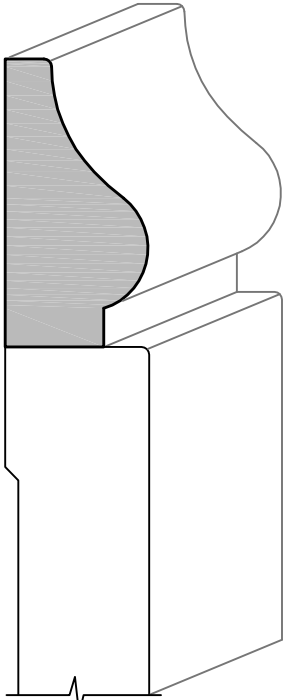


**CAP 7**  
3/4" x 1-1/2"  
Non-Stock

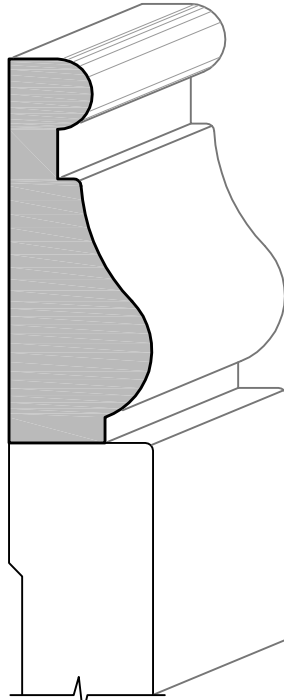


**CAP 8**  
3/4" x 7/8"  
Non-Stock

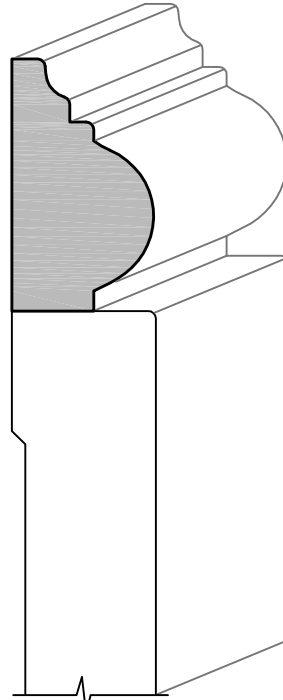
# BASE CAPS



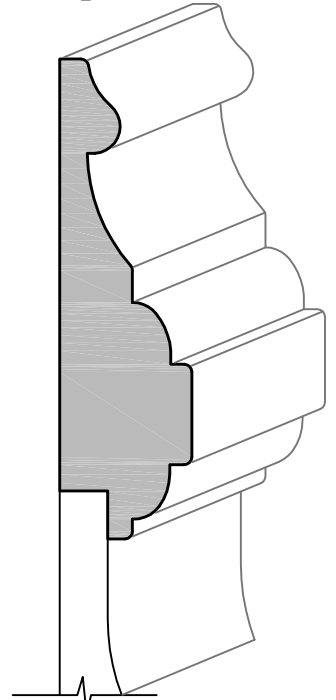
**CAP 9**  
3/4" x 1-1/2"  
Stocked As PM 12



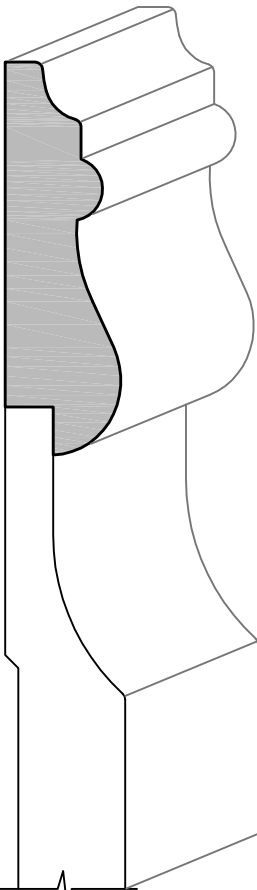
**CAP 10**  
3/4" x 2"  
Non-Stock



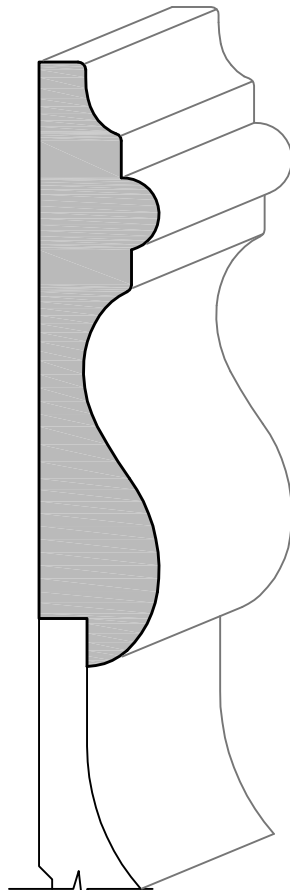
**CAP 11**  
3/4" x 1-5/16"  
Non-Stock



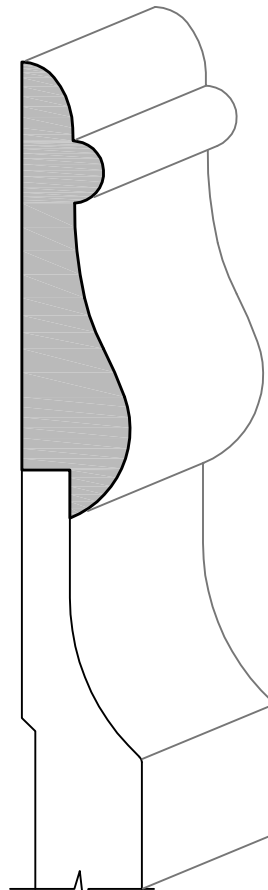
**CAP 12**  
11/16" x 2-1/2"  
Stocked as PM 22



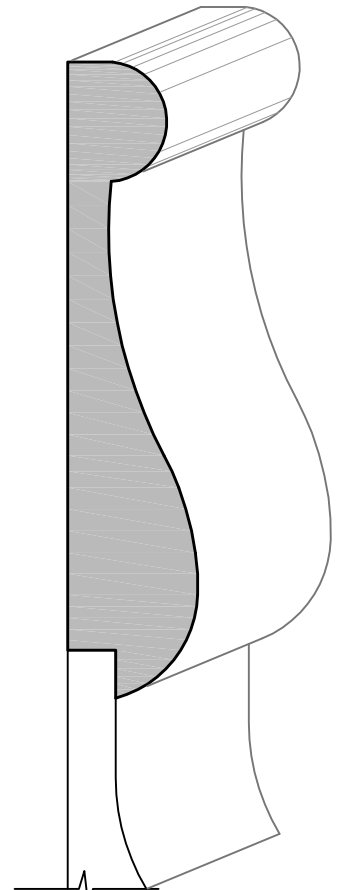
**CAP 13**  
5/8" x 2-1/16"  
Non-Stock



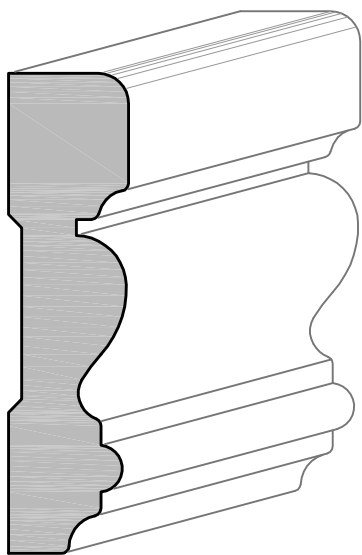
**CAP 14**  
5/8" x 3-3/16"  
Non-Stock



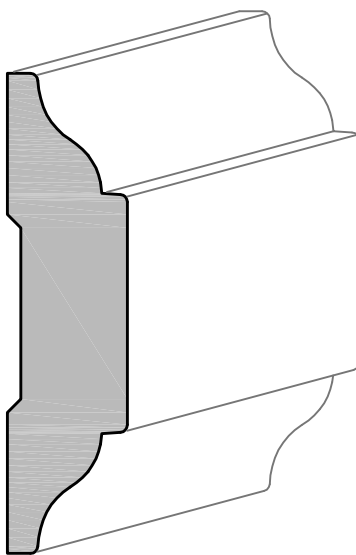
**CAP 15**  
9/16" x 2-3/8"  
Non-Stock



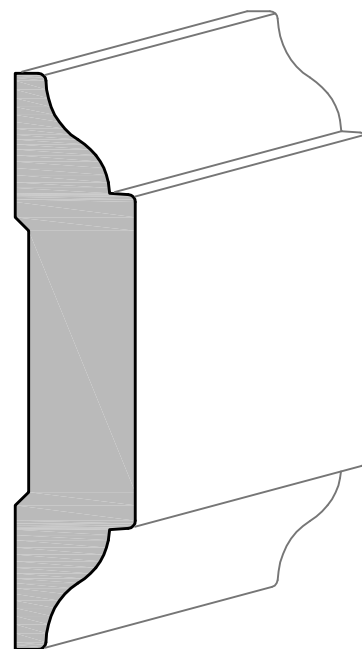
**CAP 16**  
11/16" x 3-5/16"  
Non-Stock



CR 251  
5/8" x 2-1/2"  
Non-Stock



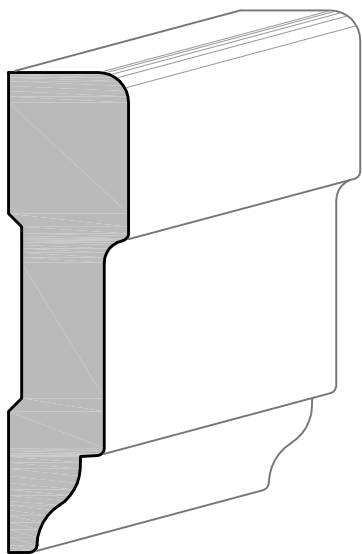
CR 253  
5/8" x 2-1/2"  
KA, PO



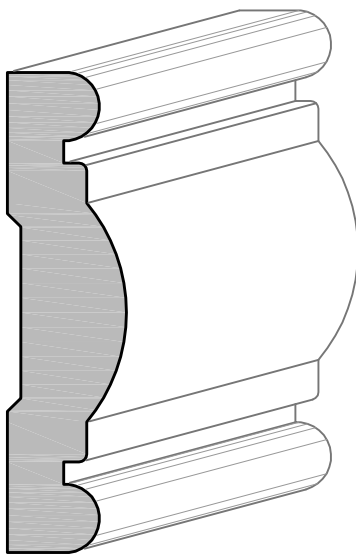
CR 33  
5/8" x 3"  
PO

Notes:

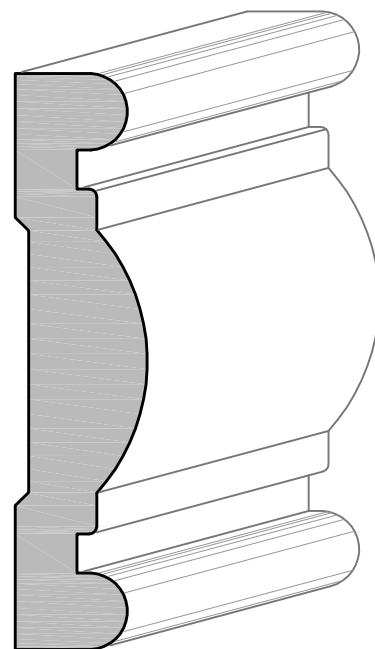
1. See Page 1 For Material Species Key.
2. \* = Discontinued, Limited To Stock On Hand.



CR 254  
5/8" x 2-1/2"  
Non-Stock

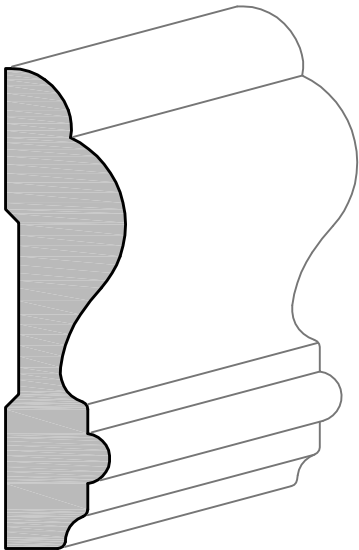


CR 255  
5/8" x 2-1/2"  
Non-Stock

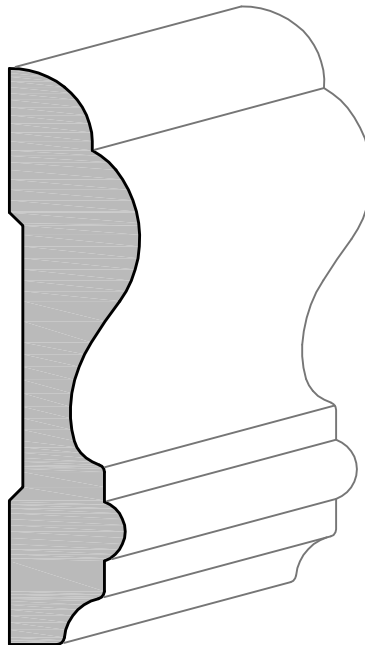


CR 35  
11/16" x 3"  
Non-Stock

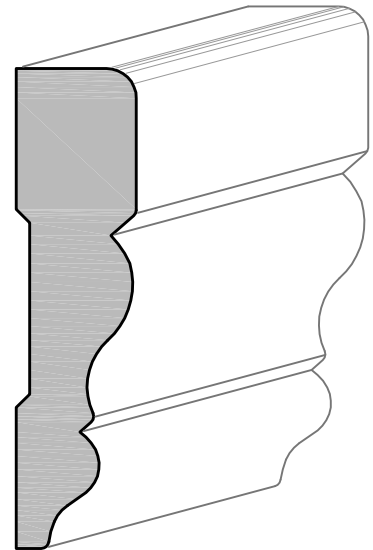
# CHAIR RAIL



CR 256  
5/8" x 2-1/2"  
Non-Stock



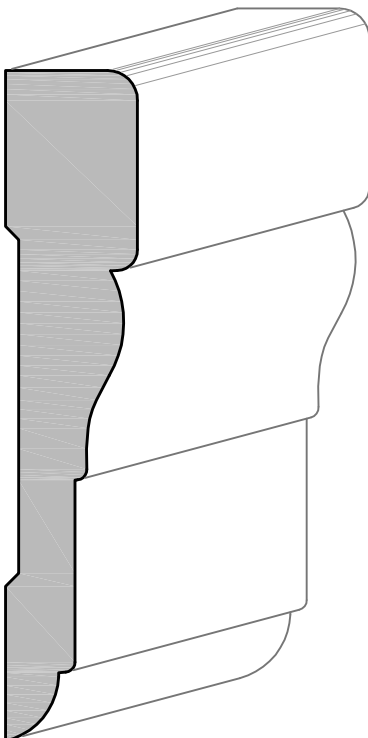
CR 36  
11/16" x 3"  
Non-Stock



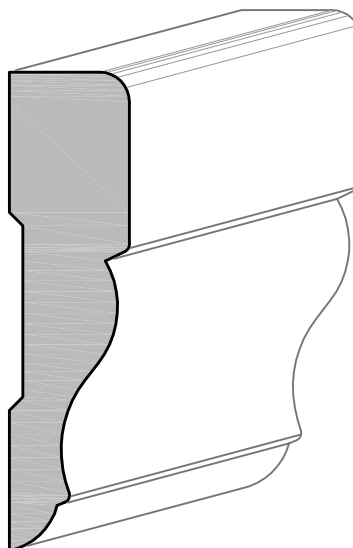
CR 257  
5/8" x 2-1/2"  
Non-Stock

## Notes:

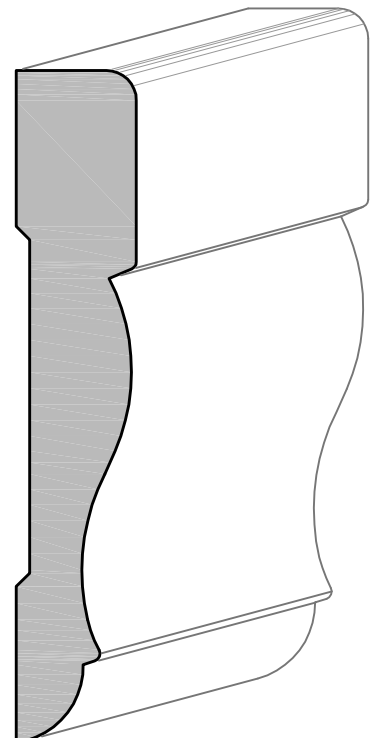
1. See Page 1 For Material Species Key.
2. \* = Discontinued, Limited To Stock On Hand.



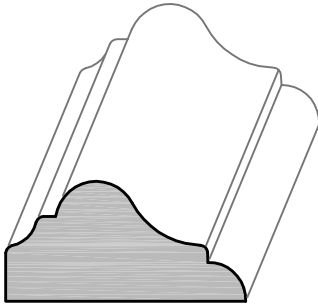
CR 358  
11/16" x 3-1/2"  
Non-Stock



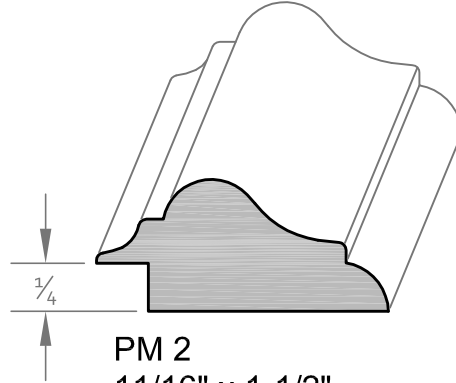
CR 259  
5/8" x 2-1/2"  
Non-Stock



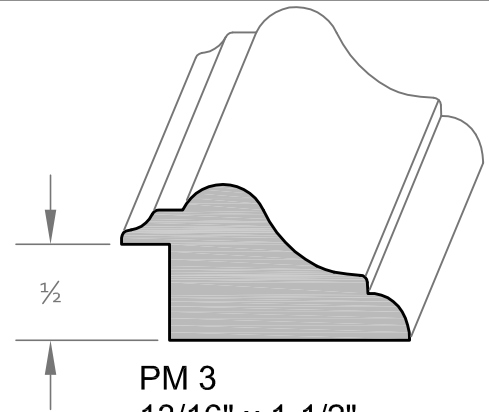
CR 359  
5/8" x 3-1/2"  
Non-Stock



PM 1  
5/8" x 1-1/4"  
CA, CH, PO



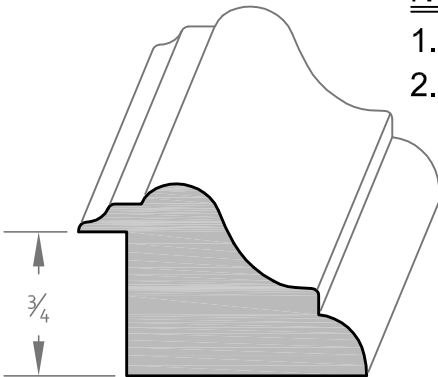
PM 2  
11/16" x 1-1/2"  
CA, PO



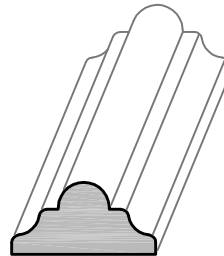
PM 3  
13/16" x 1-1/2"  
CA, CH, HM\*, PO, RO\*

**Notes:**

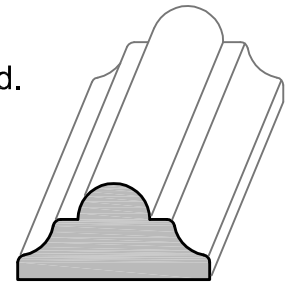
1. See Page 1 For Material Species Key.
2. \* = Discontinued, Limited To Stock On Hand.



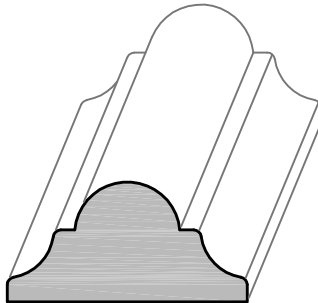
PM 4  
1" x 1-1/2"  
CA, CH, HM, KA, PO



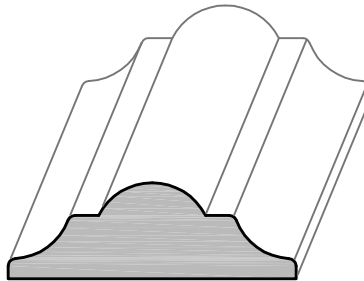
PM 5  
3/8" x 3/4"  
CA, CH, HM, HK, PO, RO, SM, WA, WO



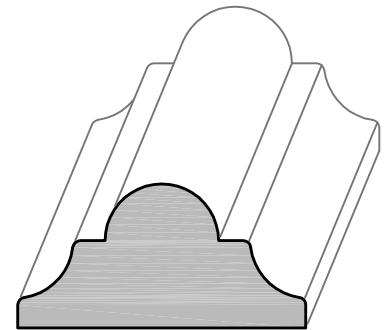
PM 6  
1/2" x 1"  
CA, CH, PO



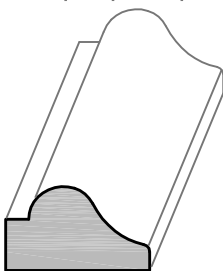
PM 7  
5/8" x 1-1/4"  
CA, CH, HM\*, PO



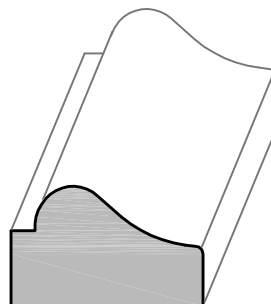
PM 8  
1/2" x 1-1/2"  
CA, PO



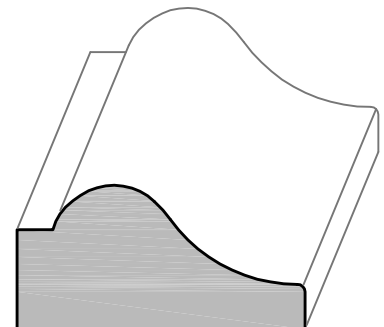
PM 9  
3/4" x 1-1/2"  
CA, PO, RO\*



PM 10  
7/16" x 3/4"  
CA, CH, HK\*, HM,  
PO, RO\*, WA\*, WO

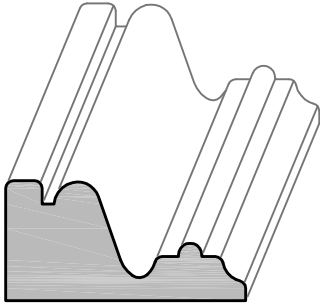


PM 11  
5/8" x 1"  
CA, PO

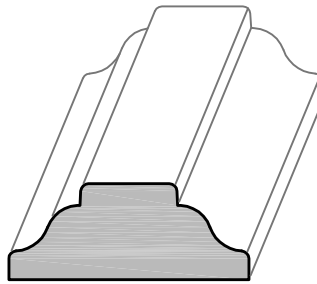


PM 12  
3/4" x 1-1/2"  
CA, PO

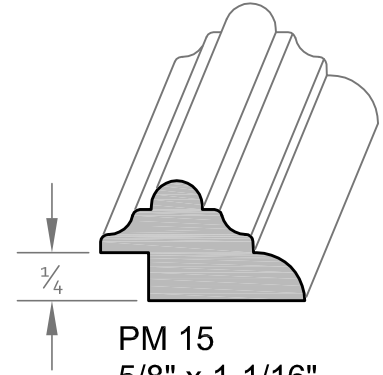
# PLANT-ONS AND PANEL MOLDS



PM 13  
5/8" x 1-1/4"  
Non-Stock  
RO\*



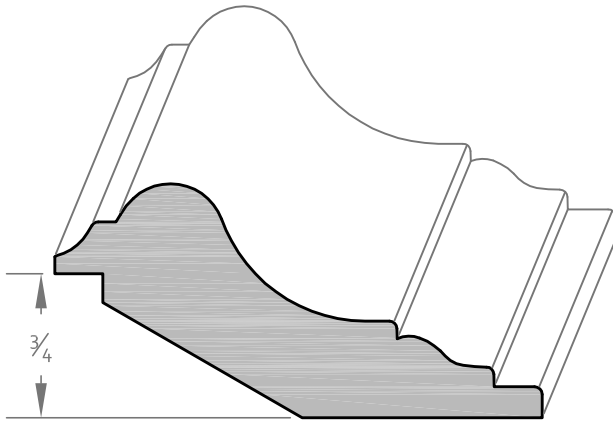
PM 14  
1/2" x 1-1/4"  
PO, RO\*



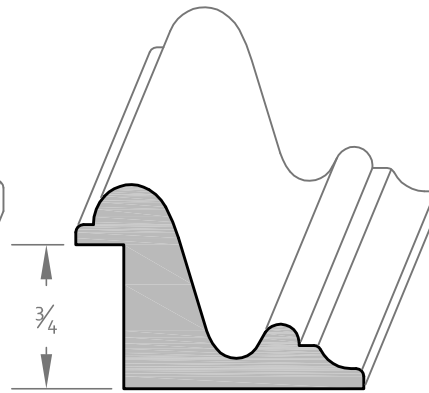
PM 15  
5/8" x 1-1/16"  
CA, CH, HM, PO

## Notes:

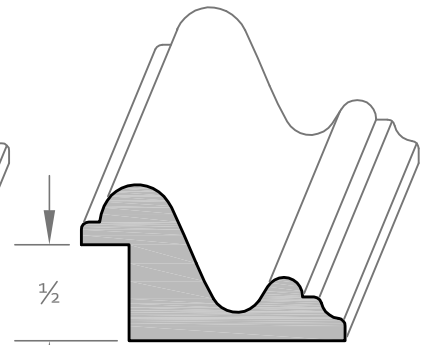
1. See Page 1 For Material Species Key.
2. \* = Discontinued, Limited To Stock On Hand.



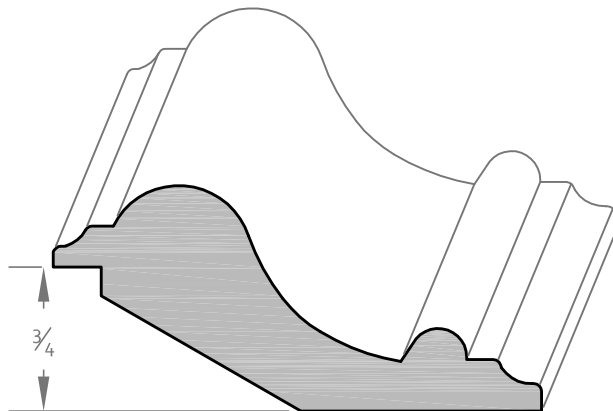
PM 16  
3/4" x 2-5/8"  
CA\*, PO



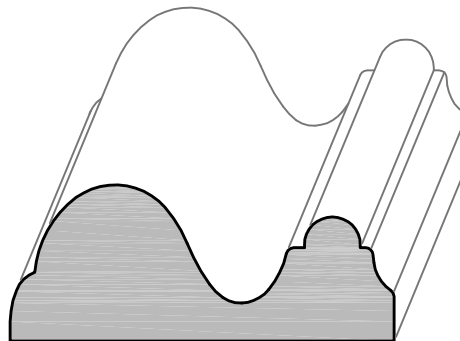
PM 17  
1-1/16" x 1-1/2"  
CA, HM\*, PO




PM 18  
13/16" x 1-3/8"  
CA, CH, PO



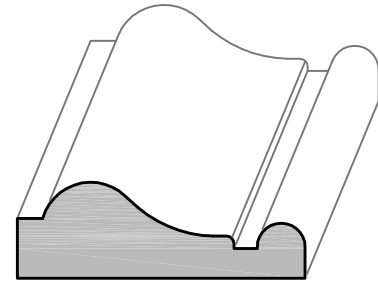
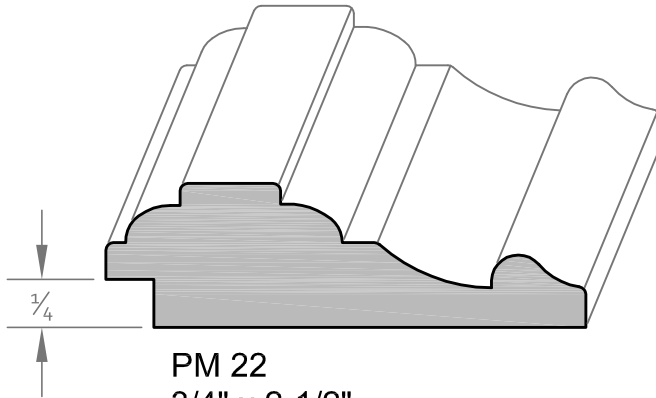
PM 19  
3/4" x 2-5/8"  
PO



PM 20  
13/16" x 2"  
Non-Stock

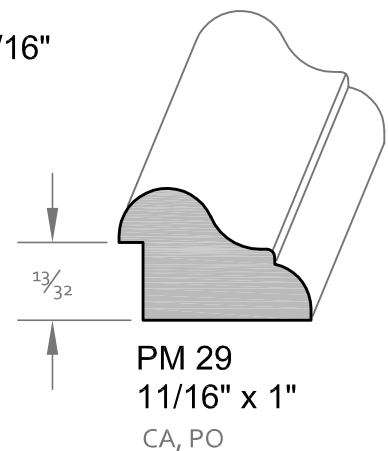
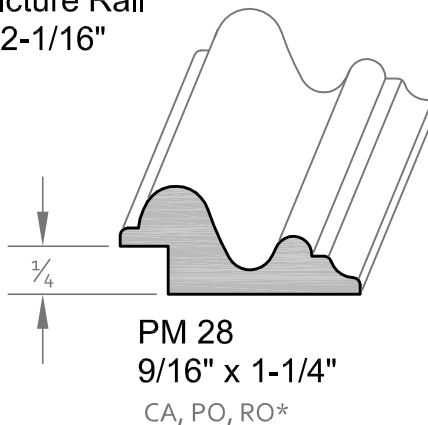
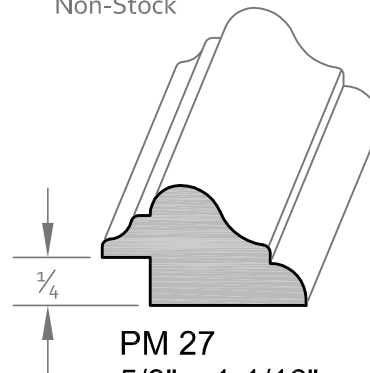
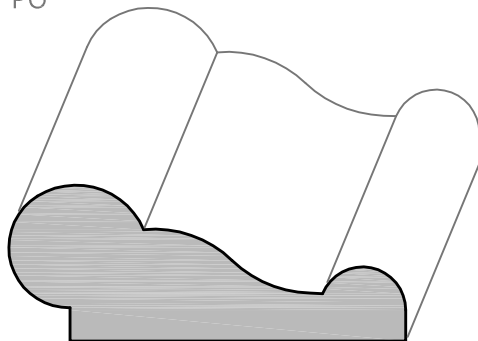
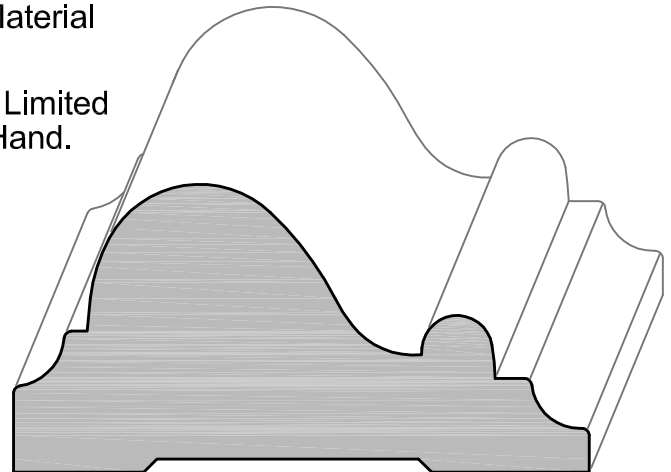
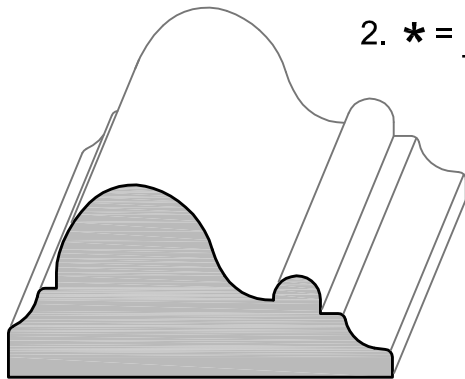


PM 21  
13/16" x 1-5/8"  
PO

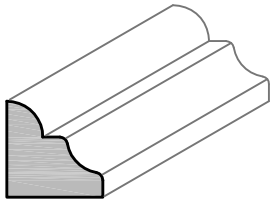


Notes:

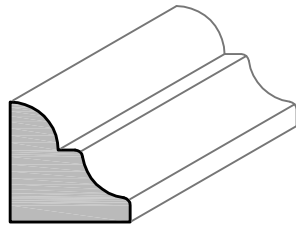
1. See Page 1 For Material Species Key.
2. \* = Discontinued, Limited To Stock On Hand.



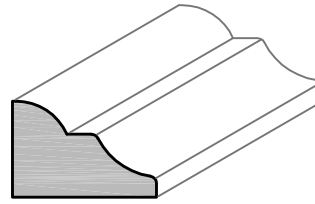
# CORNERS



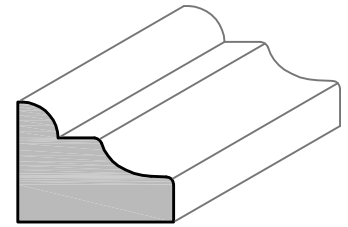
**CORNER 1**  
1/2" X 1/2"  
CA, CH\*, HM\*, PO, RO\*



**CORNER 2**  
5/8" x 5/8"  
CA, CH\*, HM\*, PO



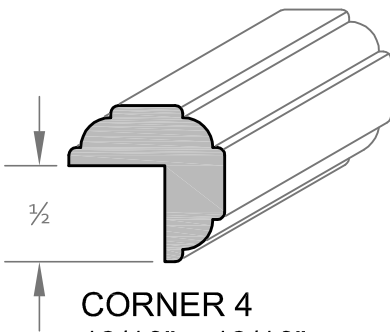
**CORNER 3**  
1/2" X 3/4"  
CA, PO



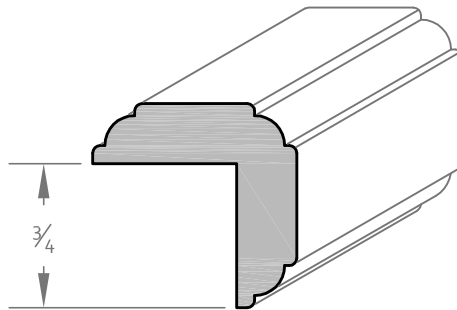
**CORNER 10**  
5/8" x 13/16"  
CA, HM\*, PO, RO\*

## Notes:

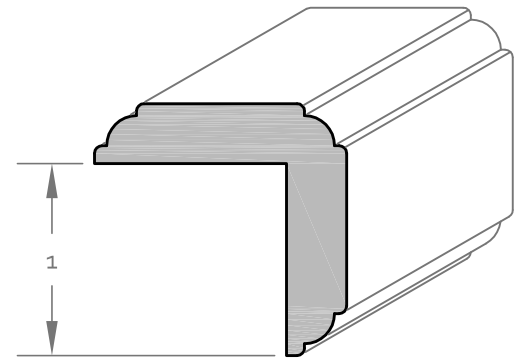
1. See Page 1 For Material Species Key.
2. \* = Discontinued, Limited To Stock On Hand.



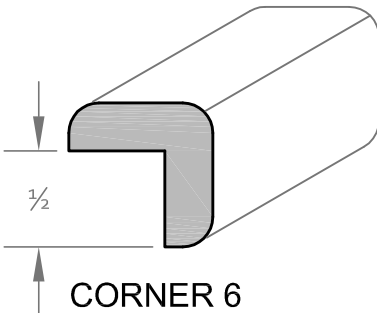
**CORNER 4**  
13/16" x 13/16"  
Non-Stock  
CA\*, CH\*, HM\*, PO\*, RO\*



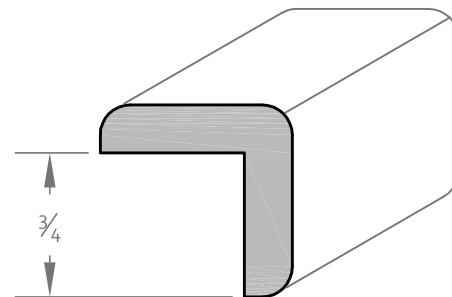
**CORNER 5**  
1-1/16" x 1-1/16"  
CA, PO



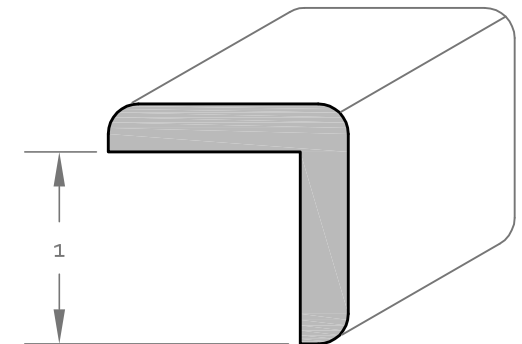
**CORNER 8**  
1-5/16" x 1-5/16"  
Non-Stock



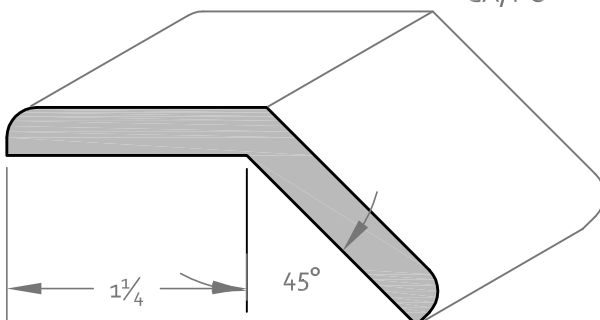
**CORNER 6**  
3/4" X 3/4"  
CA, PO



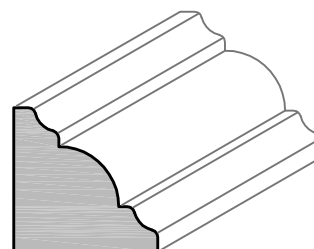
**CORNER 7**  
1" X 1"  
CA, PO



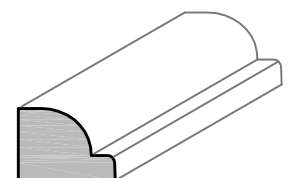
**CORNER 9 (90°)**  
1-1/4" x 1-1/4"  
CA, CH, HM, HK, PO, RO, WA, WO



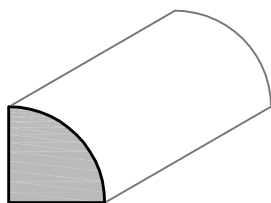
**CORNER 9 (135°)**  
3/4" x 2-1/2"  
CA, CH\*, HM, HK\*, KA, PO, RO\*



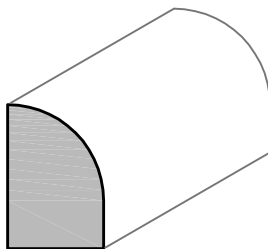
**CORNER 11**  
3/4" x 3/4"  
Non-Stock



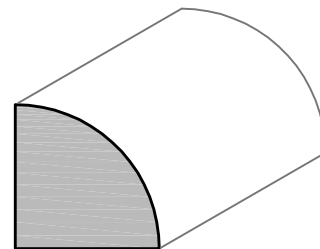
**CORNER 13**  
3/8" x 1/2"  
CA, CH\*, PO, RO\*



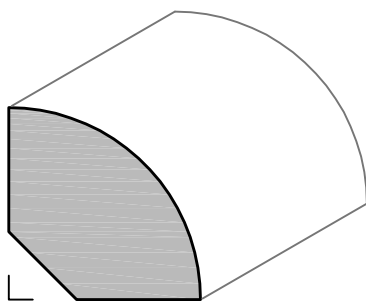
**QR 1**  
1/2" X 1/2"  
CA, HM, PO, RO



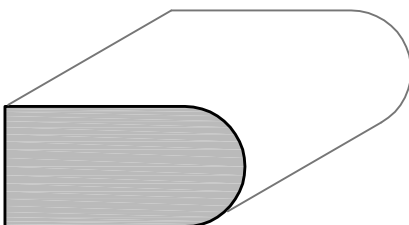
**QR 2**  
1/2" X 3/4"  
CA, PO, RO



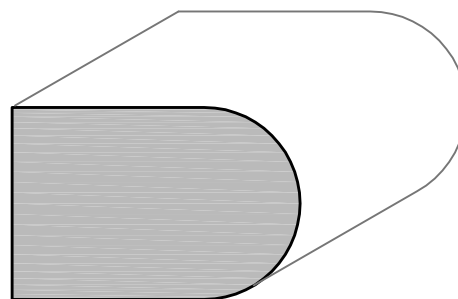
**QR 3**  
3/4" x 3/4"  
CA, HM, PO, RO



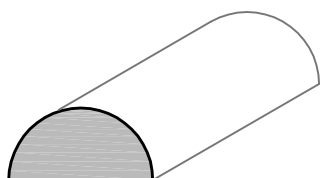
**QR 4 (1" x 1")**  
3/4" x 1-7/16"  
CA, PO, RO\*



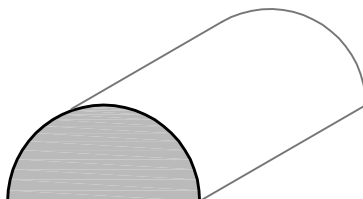
**BULLNOSE 1**  
5/8" X 1-1/4"  
CA, CH\*, PO



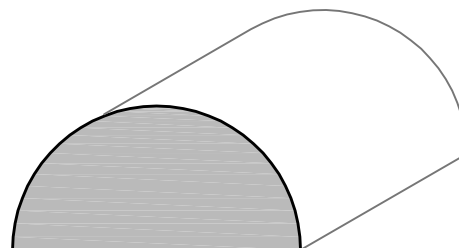
**BULLNOSE 2**  
1" X 1-1/2"  
Non Stock



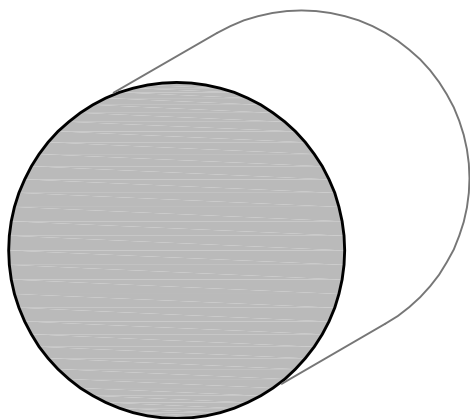
**HR 1**  
3/8" x 3/4"  
CA, CH\*, HM, PO



**HR 2**  
1/2" x 1"  
CA, CH\*, PO, RO\*



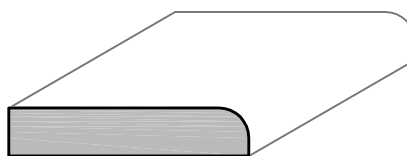
**HR 3**  
3/4" x 1-1/2"  
Non Stock  
CA\*, HM\*



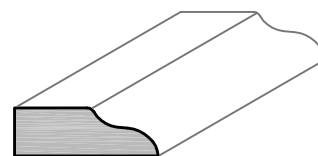
**FULL ROUNDS**  
1", 1-1/4", 1-1/2", 1-3/4", 2"  
Non-Stock

## Notes:

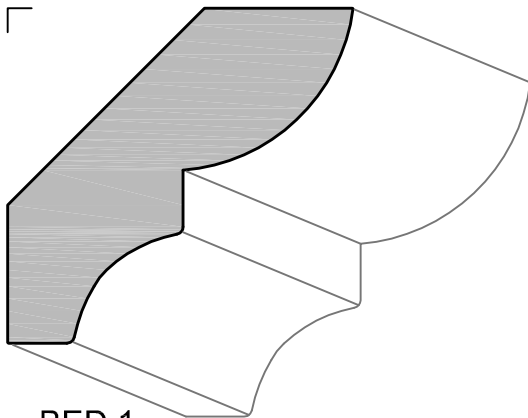
1. See Page 1 For Material Species Key.
2. \* = Discontinued, Limited To Stock On Hand.



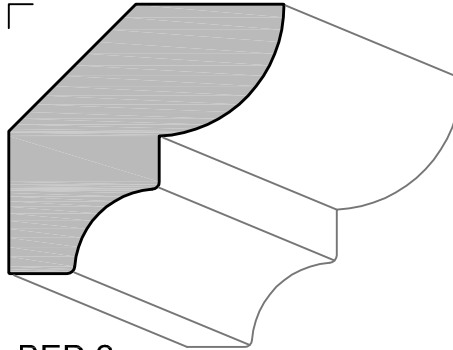
**SCRIBE 1**  
1/4" X 1-1/4"  
CA, CH, HM, HK,  
PO, RO, WA, WO



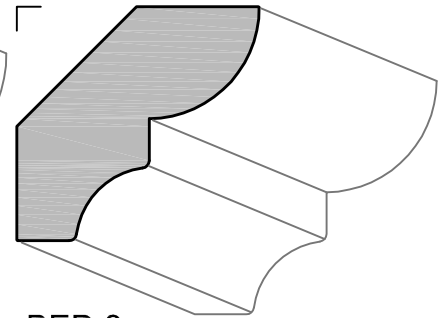
**SCRIBE 2**  
1/4" X 3/4"  
CA, CH, HM, PO, RO



**BED 1**  
3/4" x 2-1/2"  
PO, RO\*



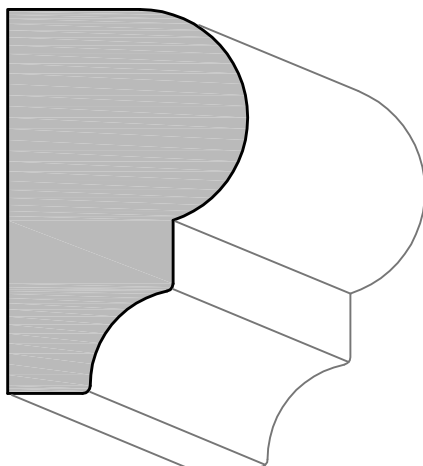
**BED 2**  
3/4" x 2"  
CH\*, PO, RO\*



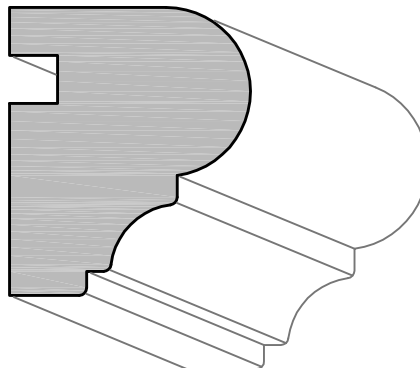
**BED 3**  
5/8" x 1-3/4"  
CA, PO

**Notes:**

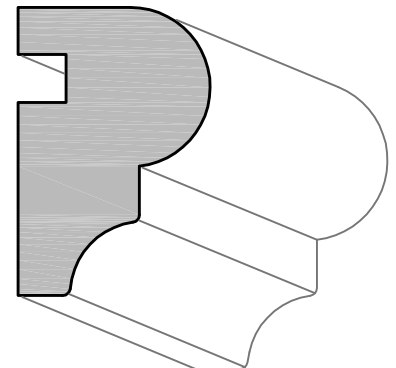
1. See Page 1 For Material Species Key.
2. \* = Discontinued, Limited To Stock On Hand.



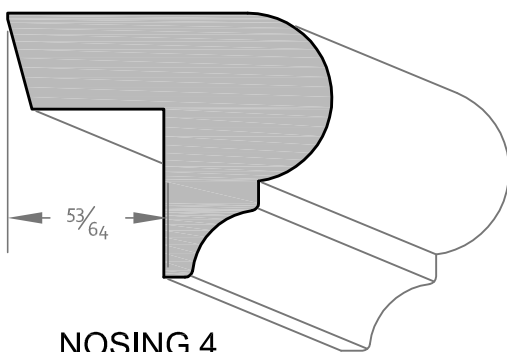
**NOSING 1**  
1-1/4" x 2"  
Non-Stock



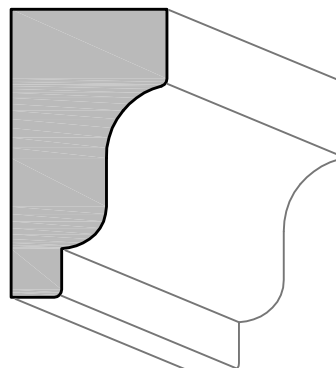
**NOSING 2**  
1-1/4" x 1-1/2"  
CA, CH, HM, PO



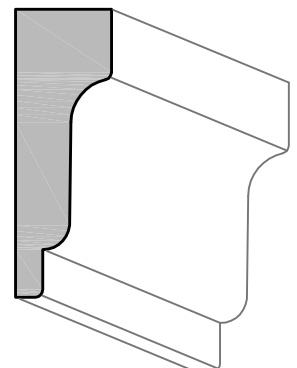
**NOSING 3**  
1" x 1-1/2"  
CA, PO



**NOSING 4**  
1-3/8" x 1-11/16"  
CA, PO

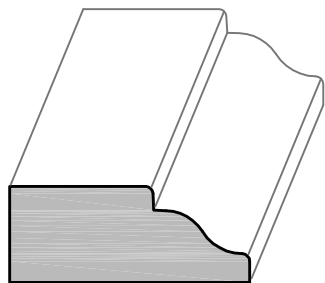


**CORNICE 1**  
13/16" x 1-1/2"  
CA, PO, RO\*

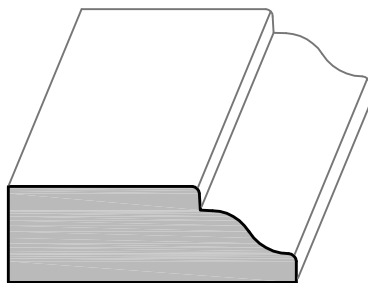


**CORNICE 2**  
1/2" x 1-1/2"  
CA, PO

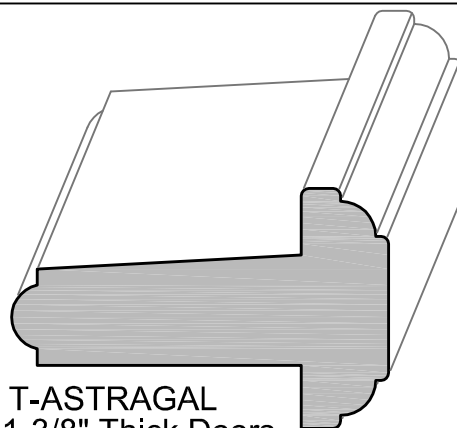
# INTERIOR JAMB PARTS



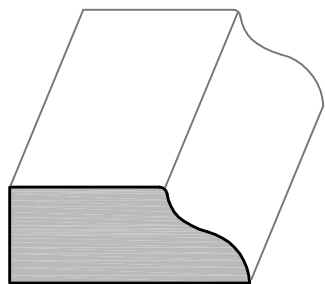
**STOP 1**  
1/2" X 1-1/4"  
PO, RO



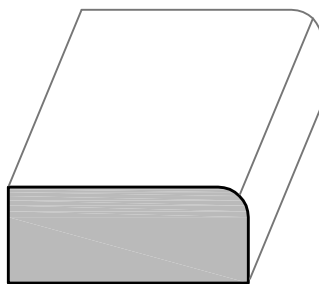
**STOP 2**  
1/2" X 1-1/2"  
PO, RO\*



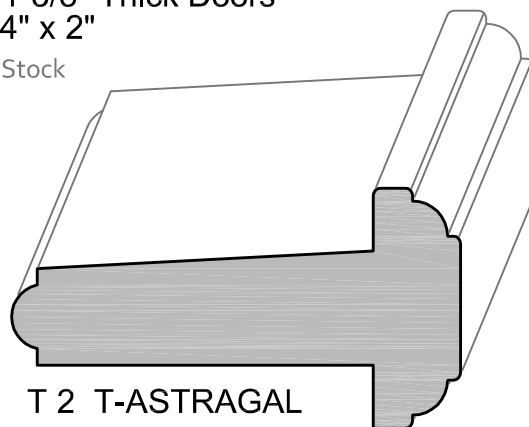
**T 1 T-ASTRAGAL**  
For 1-3/8" Thick Doors  
1-1/4" x 2"  
Non-Stock




**STOP 4**  
1/2" X 1-1/4"  
Non-Stock



**STOP 7**  
1/2" X 1-1/4"  
CA, CH, HM, PO, RO, VG Fir\*



**T 2 T-ASTRAGAL**  
For 1-3/4" Thick Doors  
1-1/4" x 2-3/8"  
Non-Stock

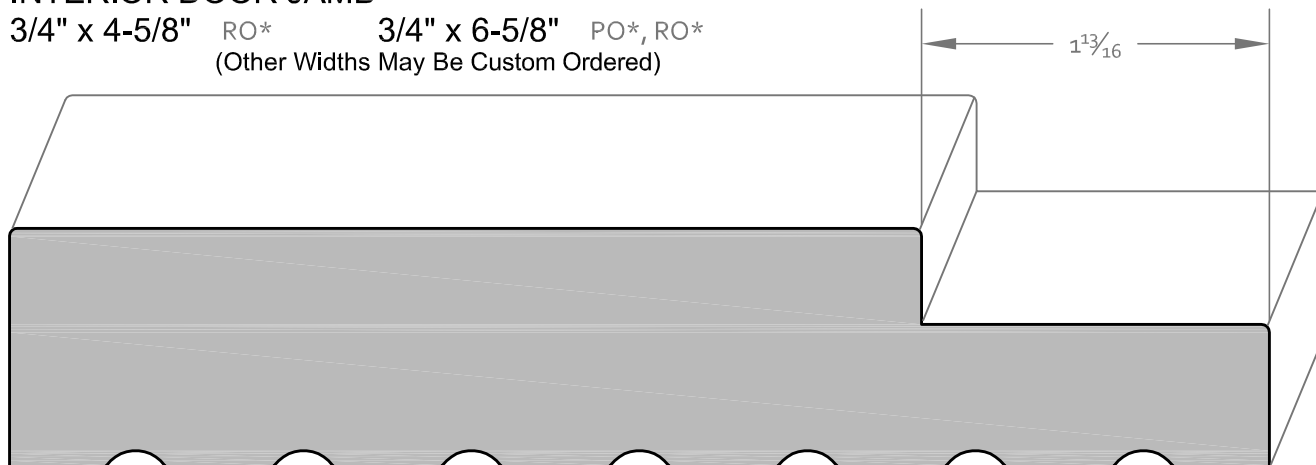


## INTERIOR DOOR JAMB

3/4" x 4-5/8" RO\*      3/4" x 6-5/8" PO\*, RO\*  
(Other Widths May Be Custom Ordered)

### Notes:

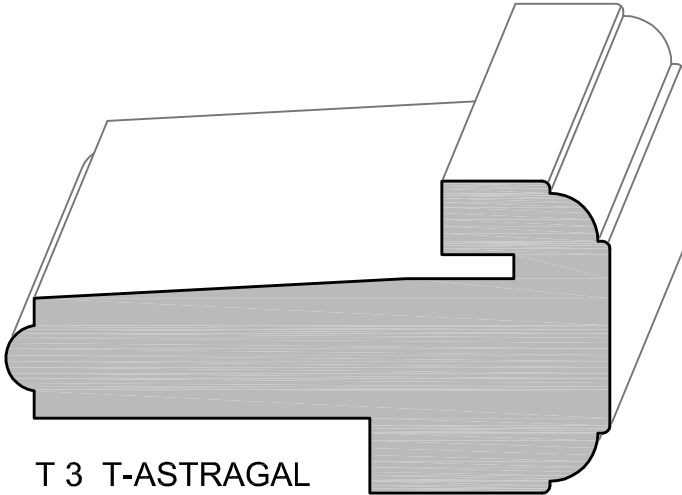
1. See Page 1 For Material Species Key.
2. \* = Discontinued, Limited To Stock On Hand.



## TYPICAL INTERIOR RABBETED JAMB

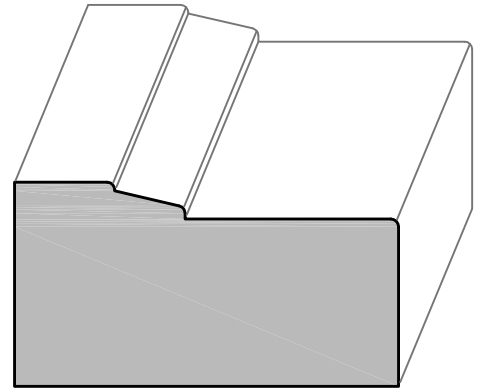
1-1/4" x Width Varies Per Application      Non-Stock

# EXTERIOR JAMB PARTS



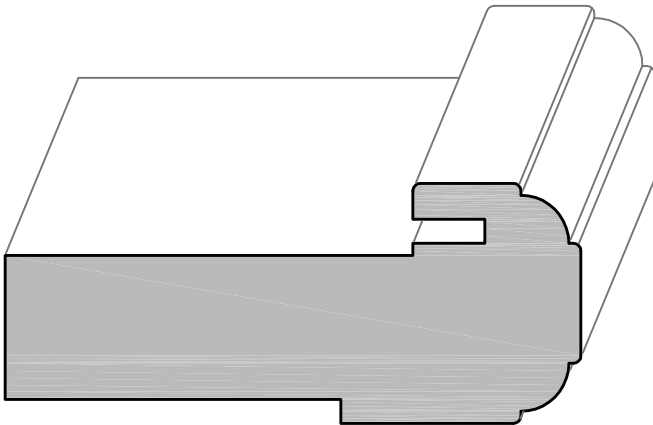
**T 3 T-ASTRAGAL**  
For 1-3/4" Thick Doors  
1-5/8" x 3-5/32"

Non-Stock



**BRICKMOLD 1**  
1-1/16" X 2"

Non-Stock



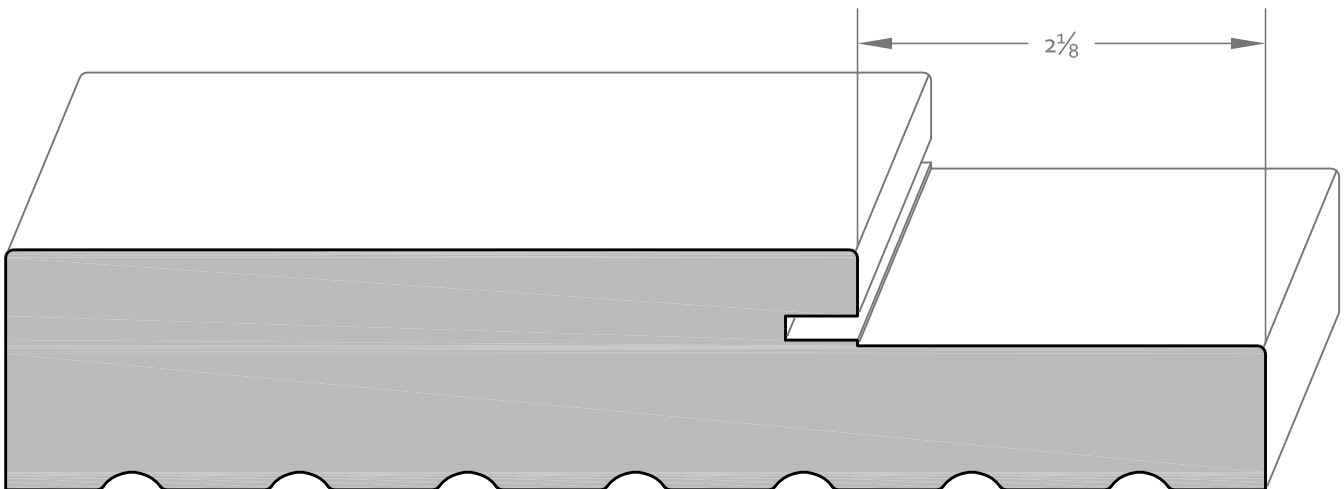
**T 4 T-ASTRAGAL**  
For 1-3/4" Thick Doors  
1-1/4" x 3"

Non-Stock

## Notes:

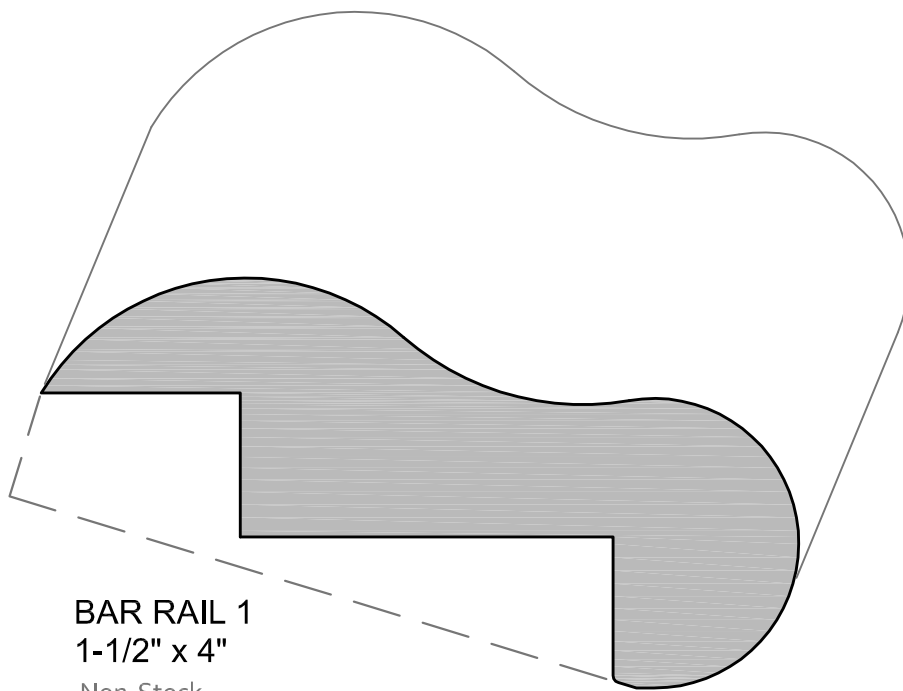
1. See Page 1 For Material Species Key.
2. \* = Discontinued, Limited To Stock On Hand.

1/8" x 3/8" Continuous Saw Kerf Typical  
To Accept Weather Stripping

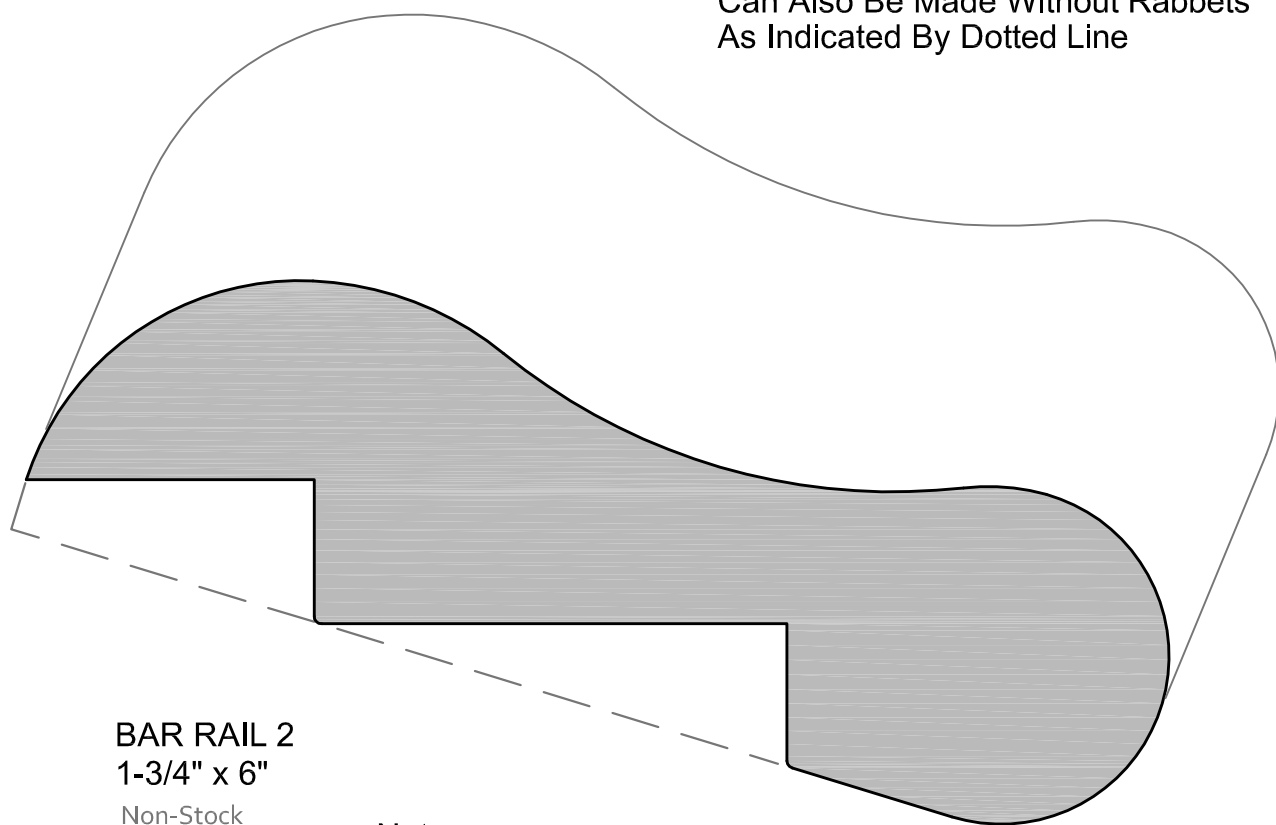


**TYPICAL EXTERIOR DOOR JAMB**  
1-1/4" x Width Varies Per Application

Non-Stock



Can Also Be Made Without Rabbets  
As Indicated By Dotted Line




Notes:

1. See Page 1 For Material Species Key.
2. \* = Discontinued, Limited To Stock On Hand.

# TONGUE AND GROOVE



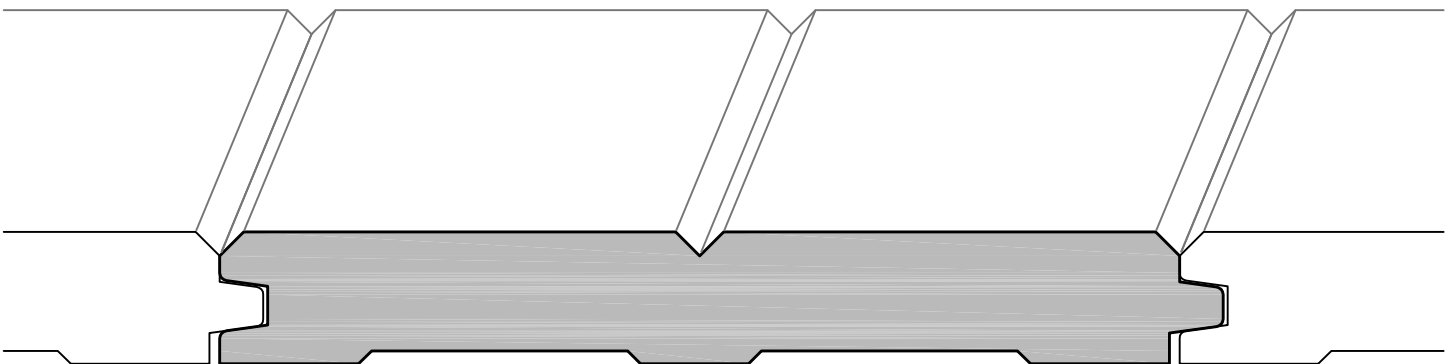
**T & G 1**  
5/8" To 3/4" x Various Widths  
Non-Stock



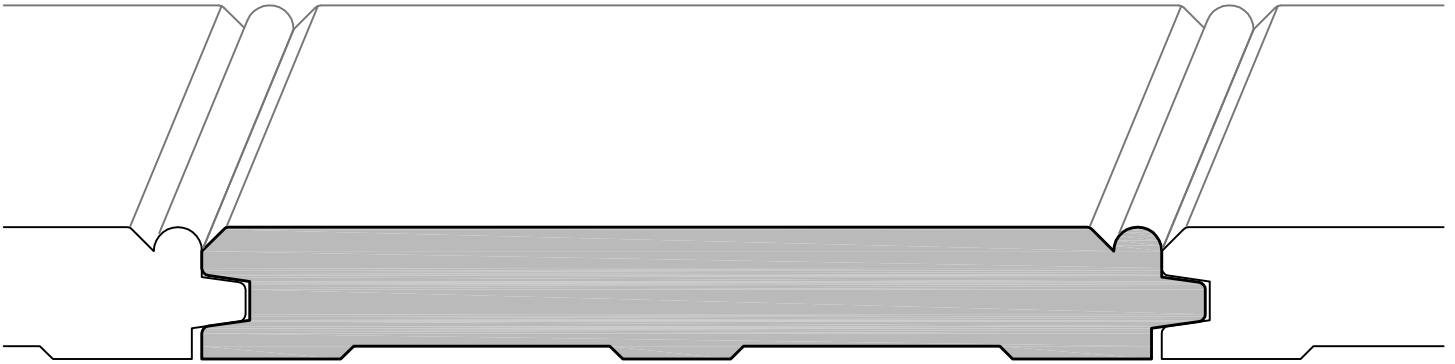
**T & G 2**  
5/8" To 3/4" x Various Widths  
Non-Stock

Notes:

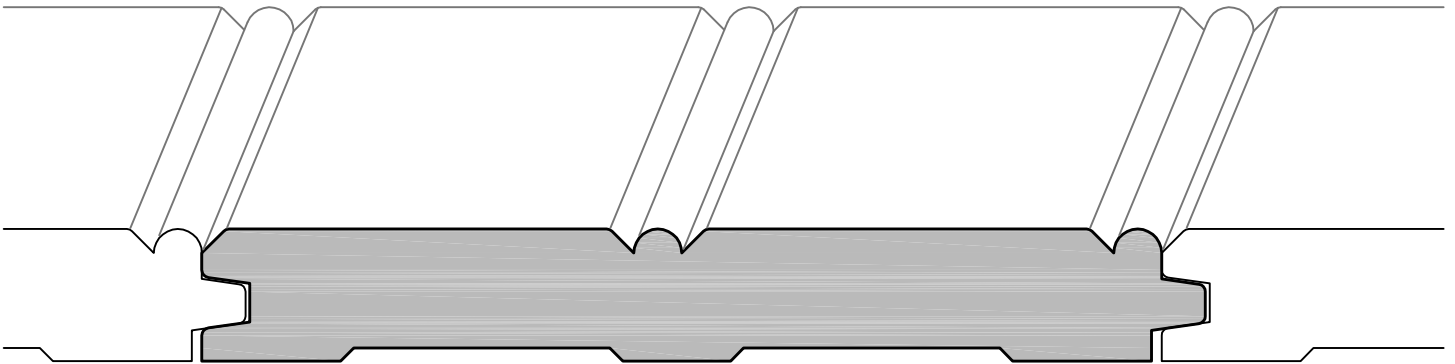
1. See Page 1 For Material Species Key.
2. ★ = Discontinued, Limited To Stock On Hand.



**T & G 2 (WITH OPTIONAL CENTER V-GROOVE)**  
5/8" To 3/4" x Various Widths  
Non-Stock




**T & G 3**  
5/8" To 3/4" x Various Widths  
Non-Stock



**T & G 3 (WITH OPTIONAL CENTER BEAD)**  
5/8" To 3/4" x Various Widths  
Non-Stock

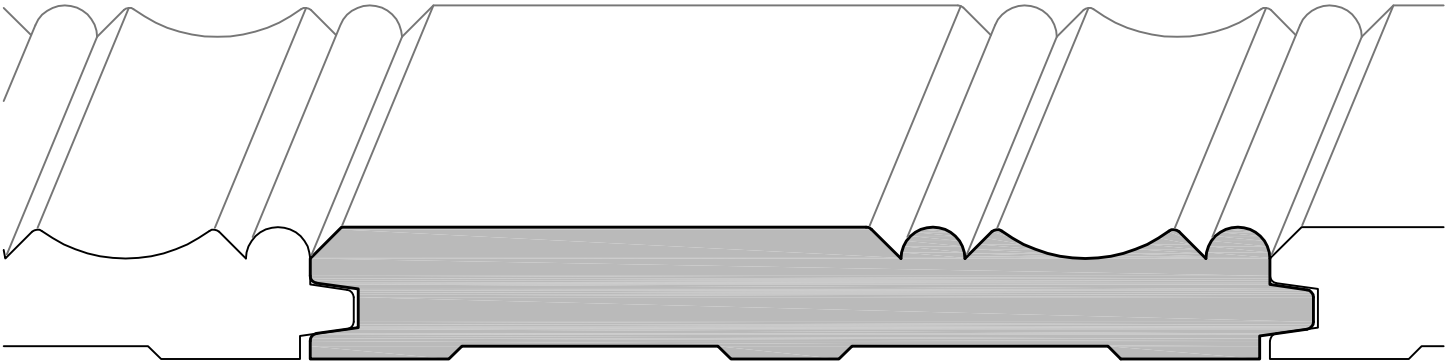
Notes:

1. See Page 1 For Material Species Key.
2. \* = Discontinued, Limited To Stock On Hand.



**FINE LINE T & G (1/8" X 1/8" GROOVE)**  
1/2" To 3/4" x Various Widths  
Non-Stock

# TONGUE AND GROOVE



**T & G 4**  
5/8" To 3/4" x Various Widths  
Non-Stock



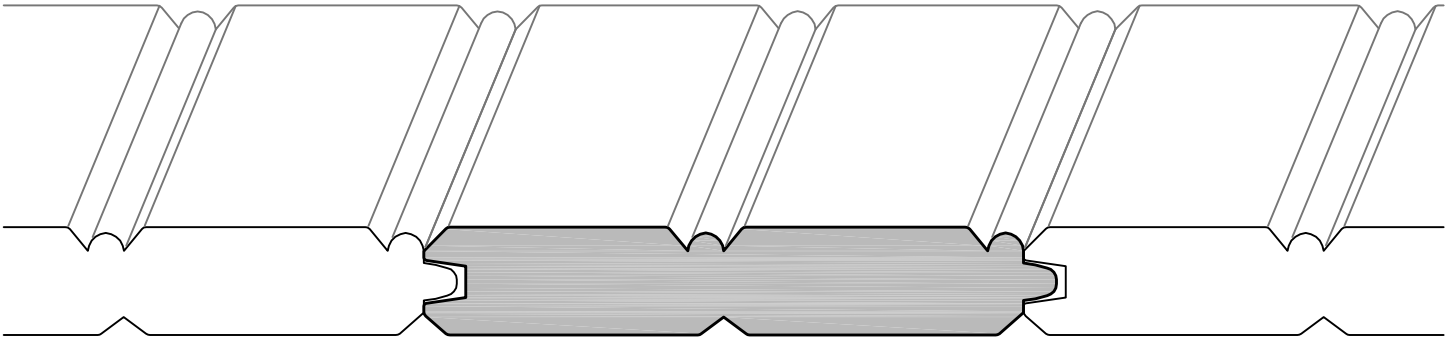
**T & G 5**  
3/4" x Various Widths  
Non-Stock

Notes:

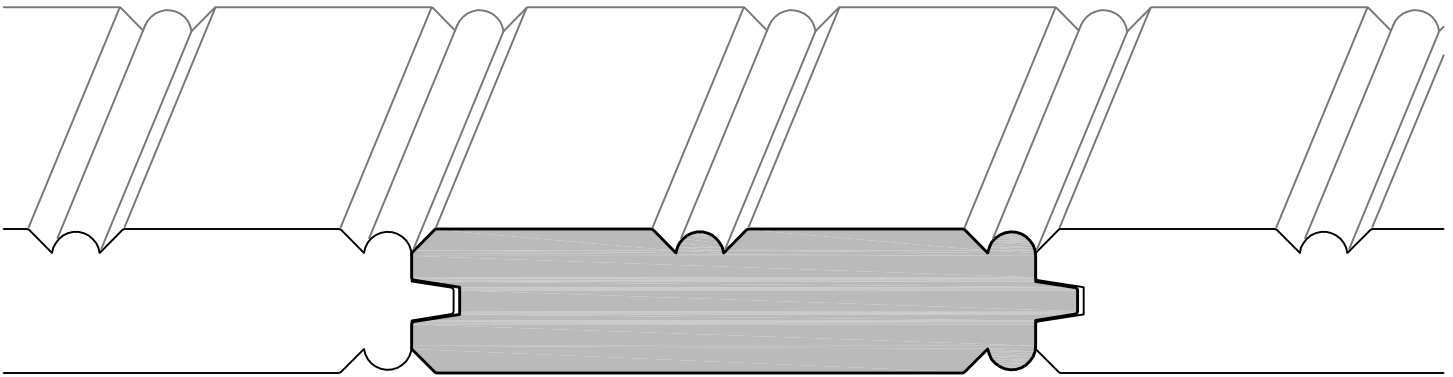
1. See Page 1 For Material Species Key.
2. \* = Discontinued, Limited To Stock On Hand.



**T & G 9**  
3/4" x Various Widths  
Non-Stock



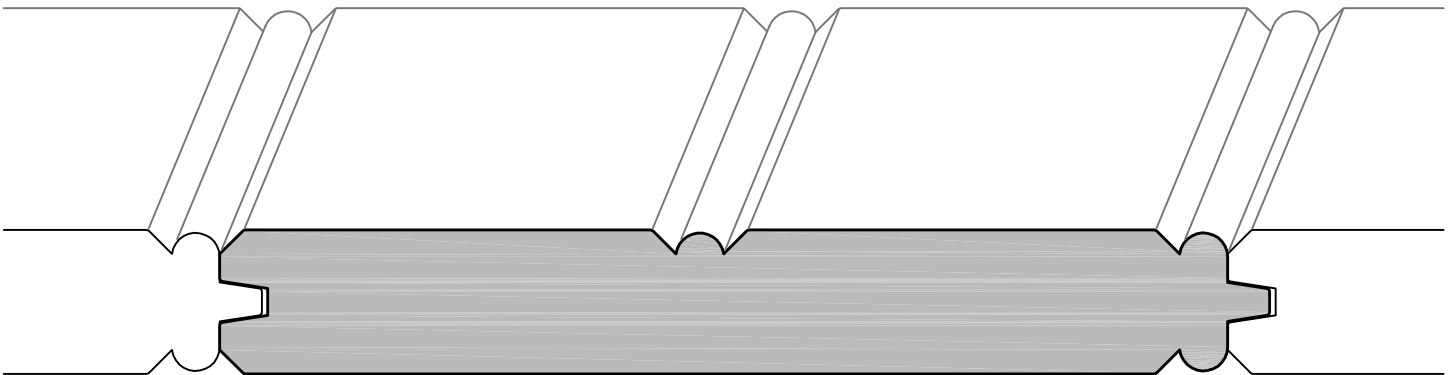
**T & G 11**  
9/16" x 3-5/16" (3-1/8" Face Dim.)  
"C" Grade Mixed Grain Hemlock



**T & G 353**  
3/4" X 3-1/2" (3-1/4" Face Dim.)  
Non-Stock

Notes:

1. See Page 1 For Material Species Key.
2. \* = Discontinued, Limited To Stock On Hand.

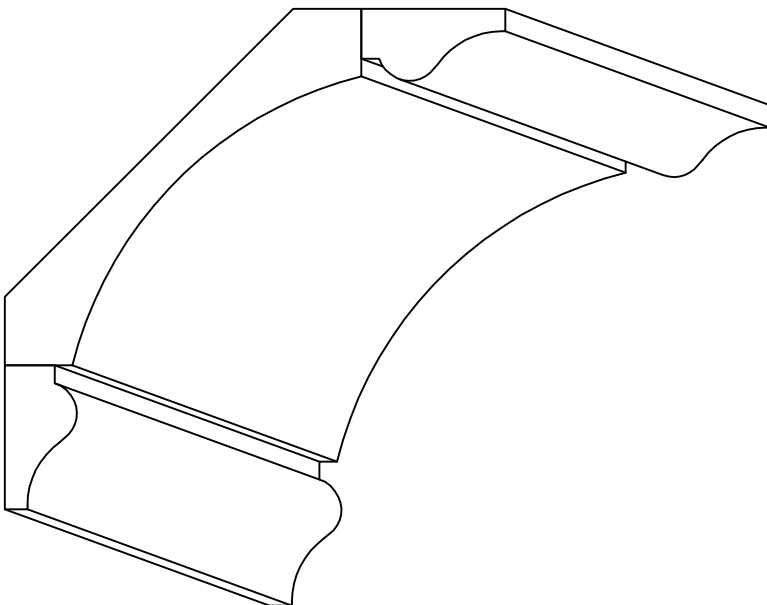
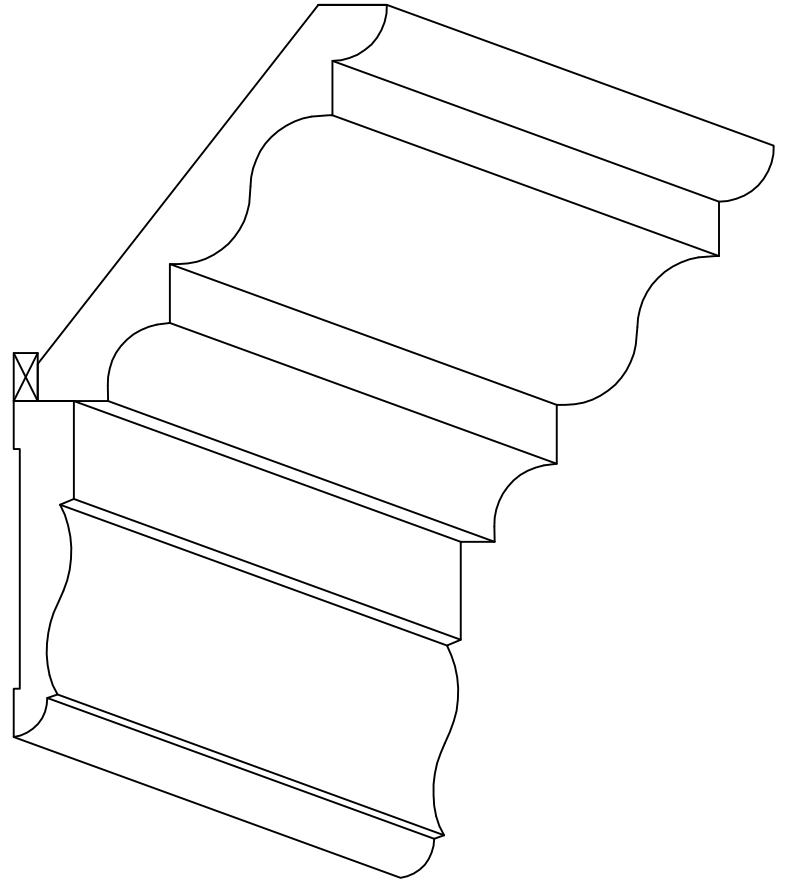
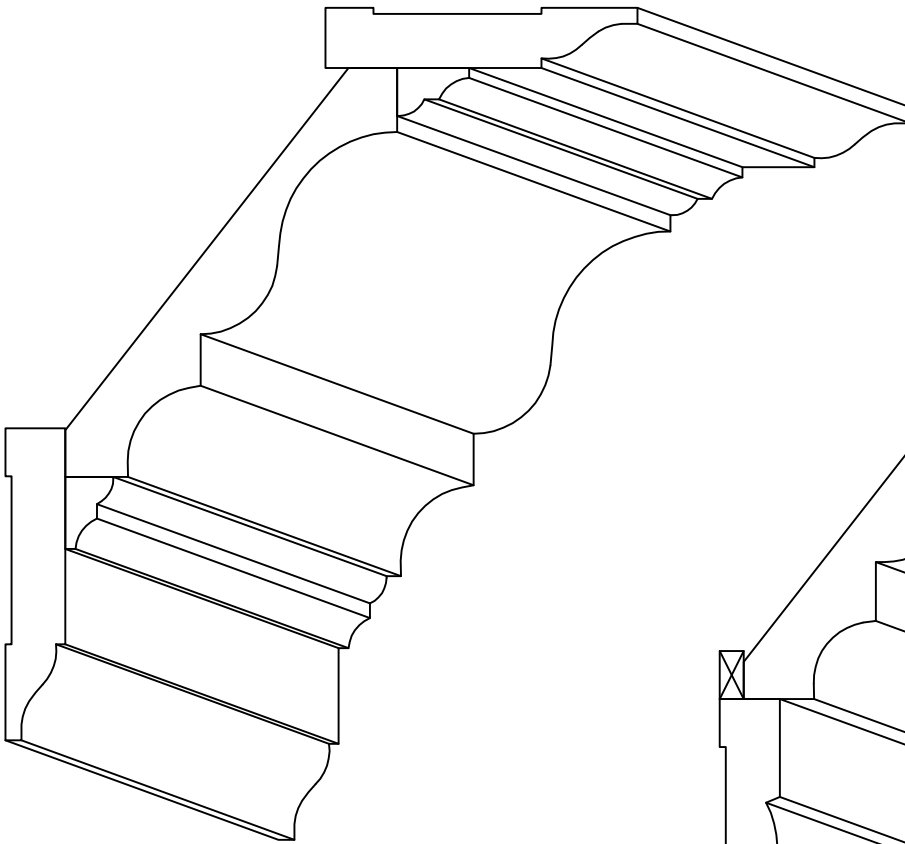



**T & G 553**  
3/4" X 5-1/2" (5-1/4" Face Dim.)

CA, KA

# BUILD UP CROWN SAMPLES

---



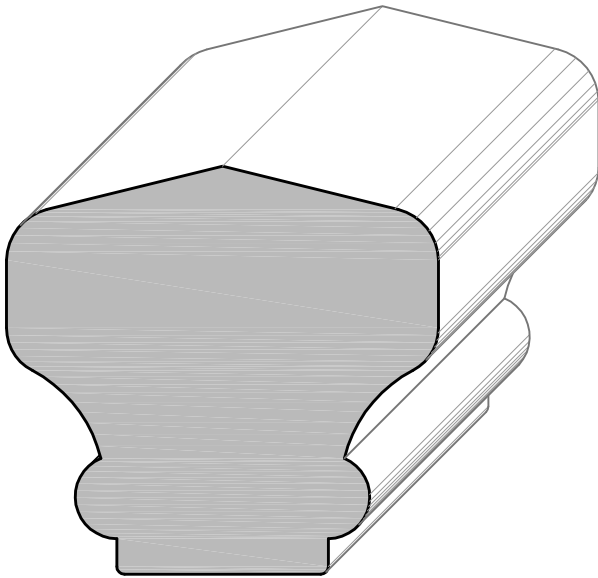


---

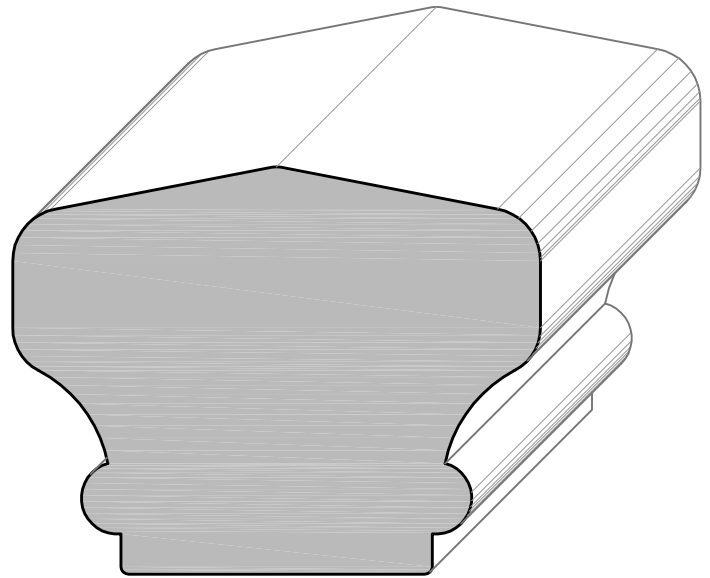




# Stair Catalog



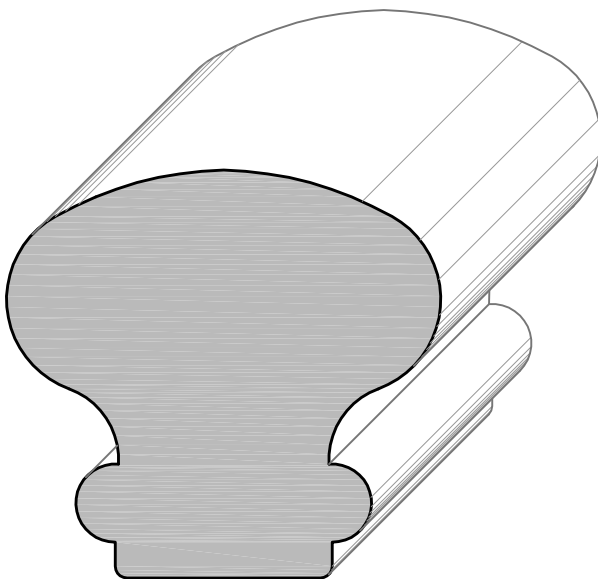
BR 01  
2-1/8" x 2-1/4"  
Non-Stock



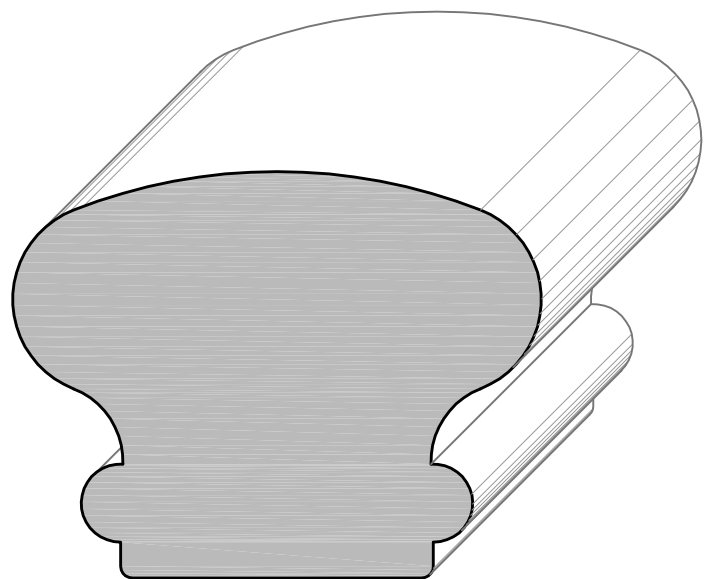
BR 02  
2-1/8" x 2-3/4"  
CA, HK, KC, RO, SM, WO\*

Notes:

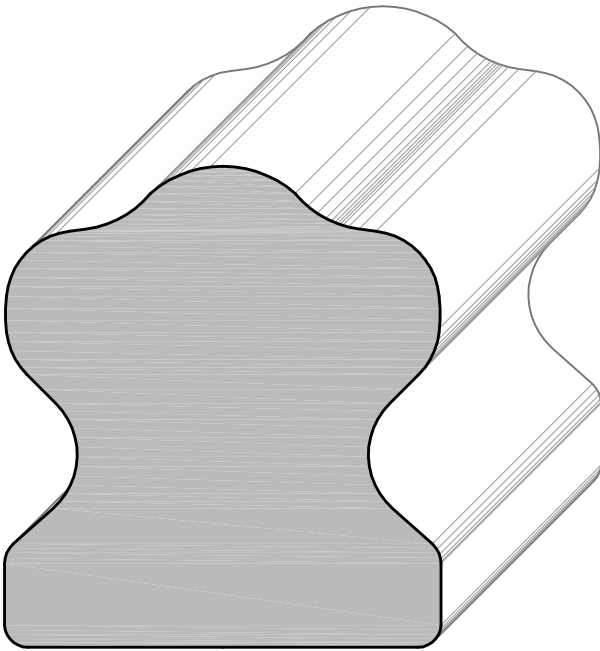
1. See Page 1 For Material Species Key.
2. \* = Discontinued, Limited To Stock On Hand.



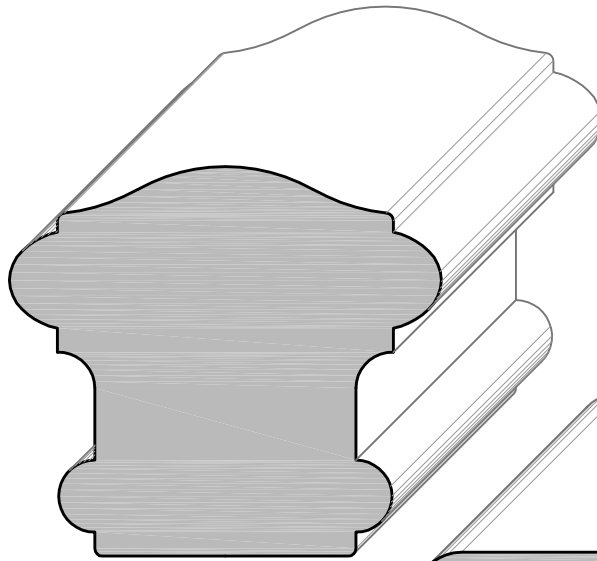
BR 03  
2-1/8" x 2-1/4"  
Non-Stock  
CA\*



BR 04  
2-1/8" x 2-3/4"  
CA, HK, KC, RO, SM, WO\*

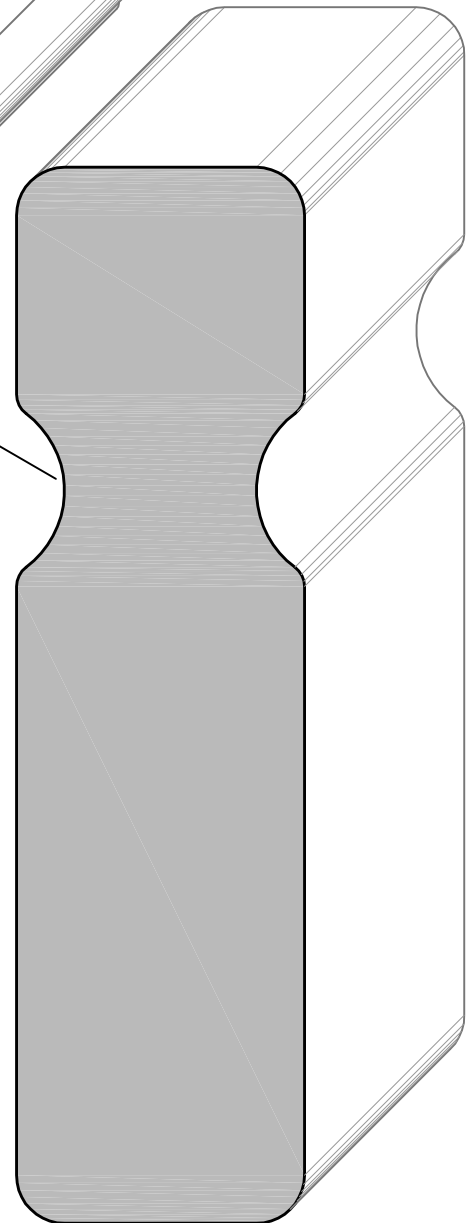


BR 05  
2-1/2" x 2-1/4"  
Non-Stock

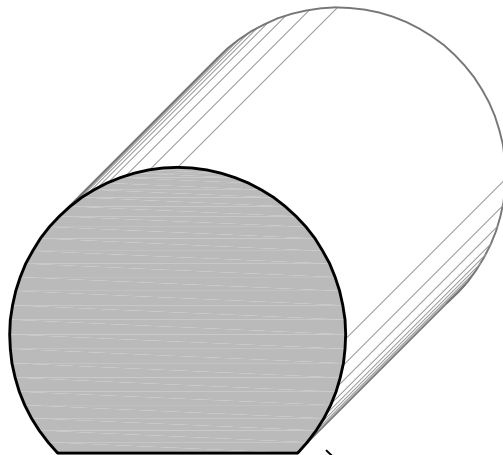


BR 06  
2-1/32" x 2-1/4"  
Non-Stock

**NOTE:** FITTINGS ARE NOT STOCKED FOR THE BR09 RAIL. A SELECT FEW FITTINGS CAN BE PRODUCED UPON REQUEST. CONTACT OUR OFFICE FOR SPECIFICS.



BR 09  
1-1/2" x 5-1/2"  
Non-Stock



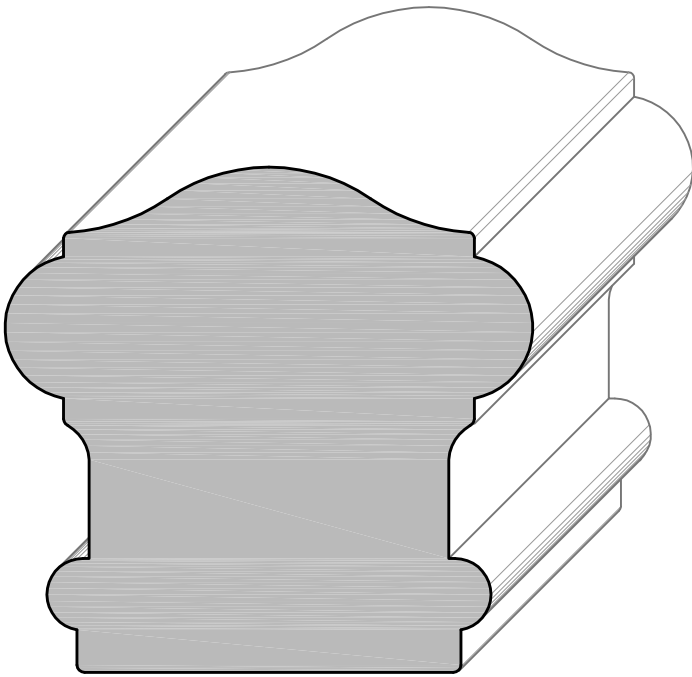
BR 07  
1-1/2" x 1-3/4"  
PO

Notes:

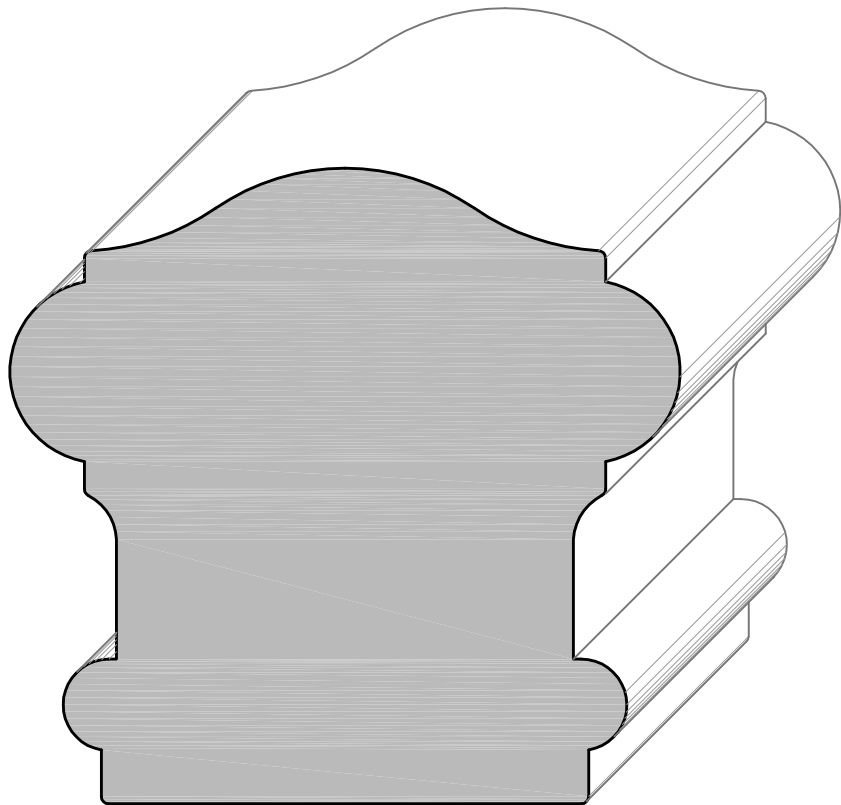
1. See Page 1 For Material Species Key.
2. \* = Discontinued, Limited To Stock On Hand.

**NOTE:** FITTINGS FOR THE BR07 RAIL ARE NOT STOCKED, HOWEVER THEY CAN BE PRODUCED UPON REQUEST. CONTACT OUR OFFICE FOR SPECIFICS.

# HAND RAILS



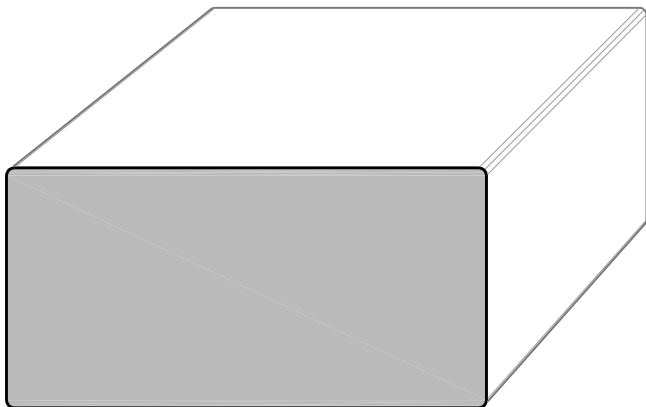
BR 10  
2-5/8" x 2-3/4"  
CA, HK, KC, RO, SM, WO



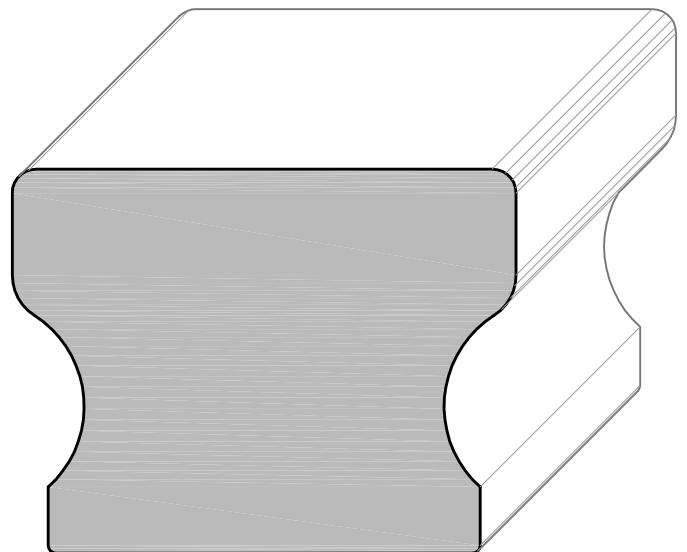
BR 11  
3-5/16" x 3-1/2"  
Non-Stock

Notes:

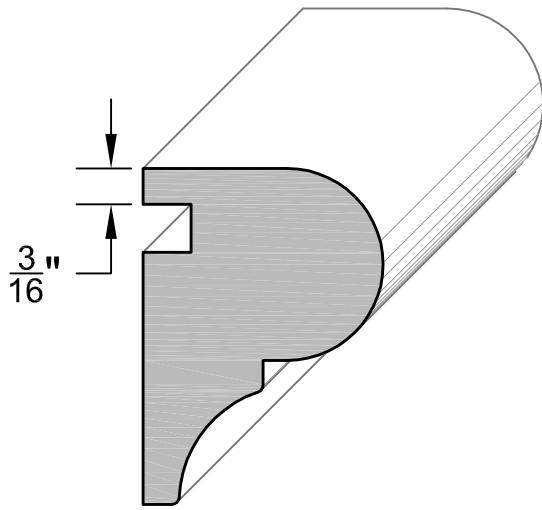
1. See Page 1 For Material Species Key.
2. ★ = Discontinued, Limited To Stock On Hand.



BR 22 - Eased Edge Rail  
1-1/4" x 2-1/2"  
CA, WO

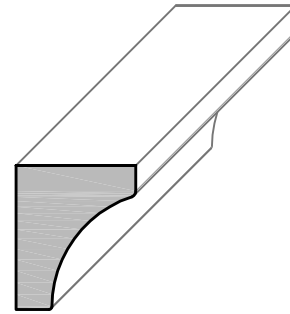


BR 08  
2" x 2-5/8"  
CA, SM, WO



**TREAD CAP NOSING**  
1-1/4" x 1-3/4"


CA, CH, HK, RO, SM, WA, WO



**TREAD COVE**  
5/8" x 3/4"

CA, CH, HK, PO, RO,  
SM, Sapele\*, WA, WO  
Beech\*, Birch\*, Jatoba\*

**NOTE:** THE BENDER AND THE FILLET TYPE HAND RAILS SHOWN BELOW ARE ALSO AVAILABLE IN MANY OF THE OTHER PROFILES AND IN A VARIETY OF WOOD SPECIES - REFER TO OUR STOCK LIST OR CALL THE OFFICE FOR A COMPLETE LIST.




**BENDER RAIL**  
(SHOWN IN BR 04)  
2-1/8" x 2-3/4"

Non Stock - Limited To Stock On Hand

**Notes:**

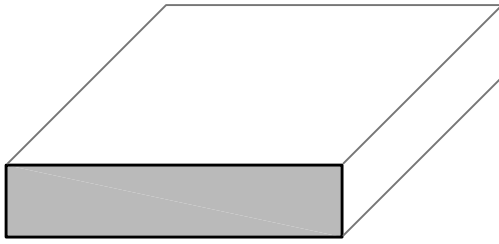
1. See Page 1 For Material Species Key.
2. \* = Discontinued, Limited To Stock On Hand.



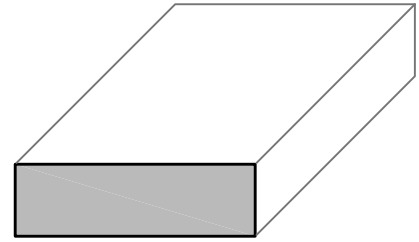
**RAIL WITH FILLET**  
(SHOWN IN BR 04)

BR02, BR04, BR20 & BR21 ARE AVAILABLE WITH A 1/4" x 1 1/4" PLOW FOR FILLET F02.  
BR05, BR10 & BR11 ARE AVAILABLE WITH A 1/4" x 1 3/4" PLOW FOR FILLET F01 PLEASE SPECIFY WHEN ORDERING.

# SHOE / FILLET / BALUSTERS



Fillet 01  
3/8" x 1-3/4"  
CA, HK, RO, SM, WO



Fillet 02  
3/8" x 1-1/4"  
CA, HK, RO, SM, WO

## Notes:

1. See Page 1 For Material Species Key.
2. \* = Discontinued, Limited To Stock On Hand.



Newell  
3" SQ. x 52"  
Non Stock

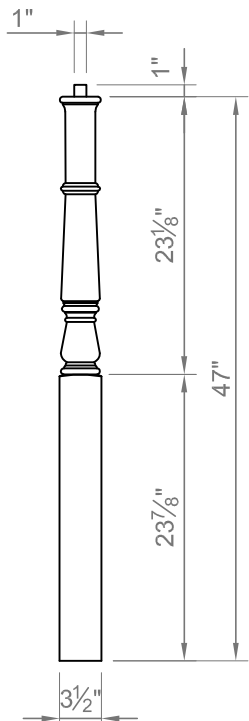


Baluster  
1-1/4" SQ. x 42"  
Eased Edges  
CA, PO

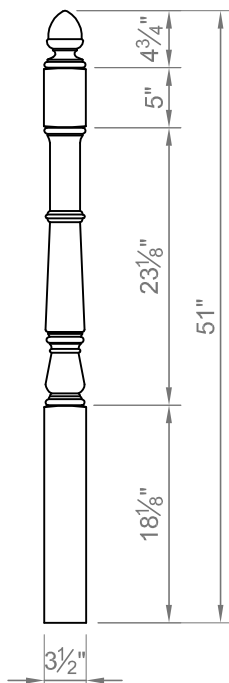


Baluster  
1-1/4" SQ. x 36"  
Eased Edges  
CA, PO

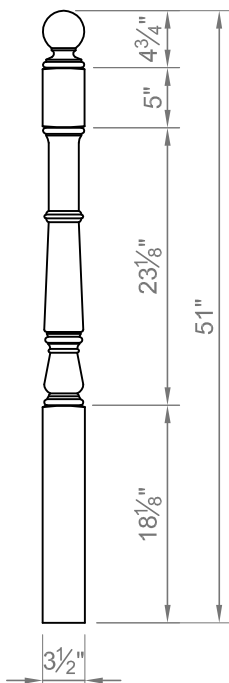
## BEEHIVE PATTERN



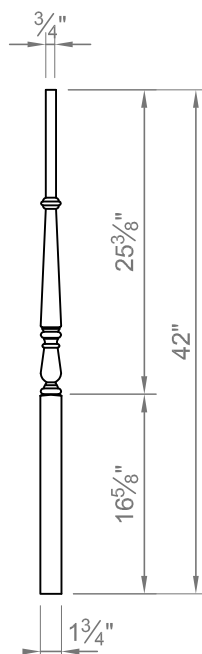
**Dowel Top**  
 3-1/2" x 47"  
 Made To Order.



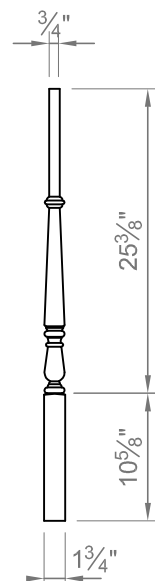
**Acorn Top**  
 3-1/2" x 51"  
 Made To Order.



**Ball Top**  
 3-1/2" x 51"  
 Made To Order.

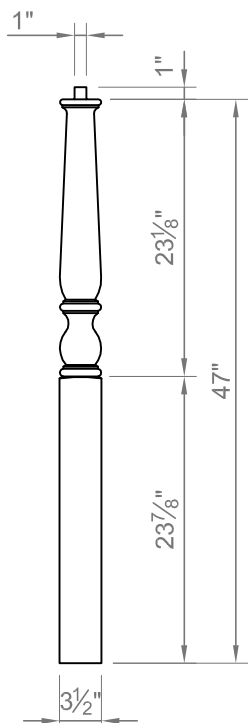


**Baluster**  
 1-3/4" x 42"  
 Made To Order.

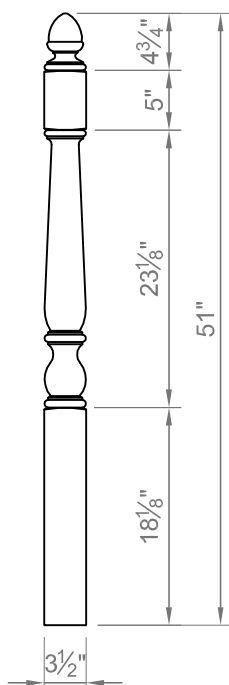


**Baluster**  
 1-3/4" x 36"  
 Made To Order.

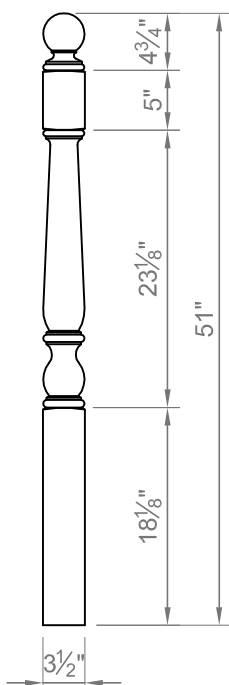
## COLONIAL PATTERN



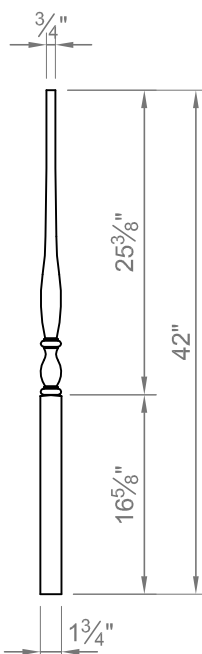
**Dowel Top**  
 3-1/2" x 47"  
 Made To Order.



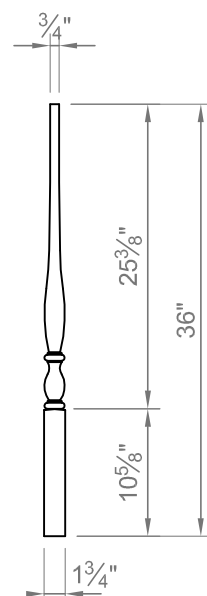
**Acorn Top**  
 3-1/2" x 51"  
 Made To Order.



**Ball Top**  
 3-1/2" x 51"  
 Made To Order.

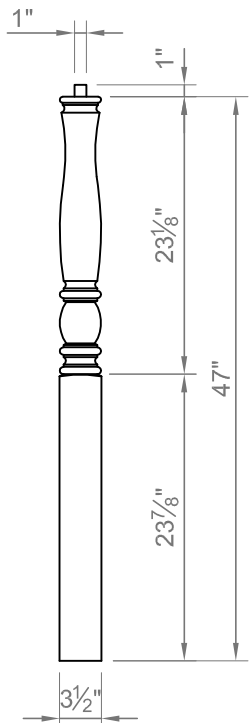


**Baluster**  
 1-3/4" x 42"  
 Made To Order.

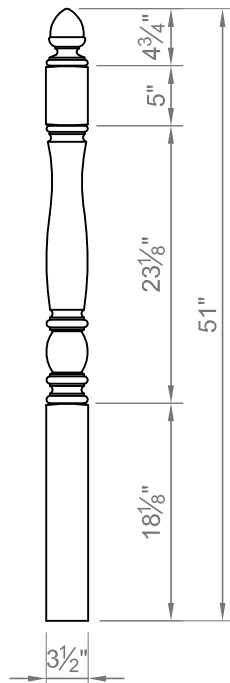


**Baluster**  
 1-3/4" x 36"  
 Made To Order.

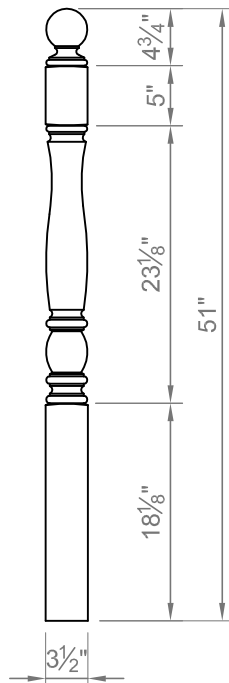
# BALUSTERS AND NEWELS



**Dowel Top**  
3-1/2" x 47"  
Made To Order.

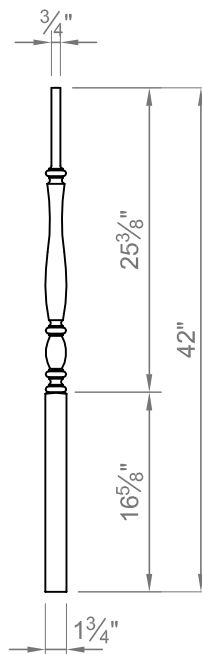


**Acorn Top**  
3-1/2" x 51"  
Made To Order.

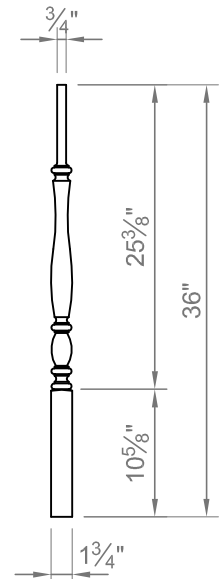


**Ball Top**  
3-1/2" x 51"  
Made To Order.

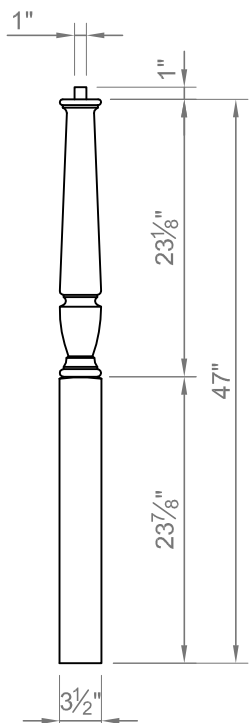
## FRENCH PATTERN



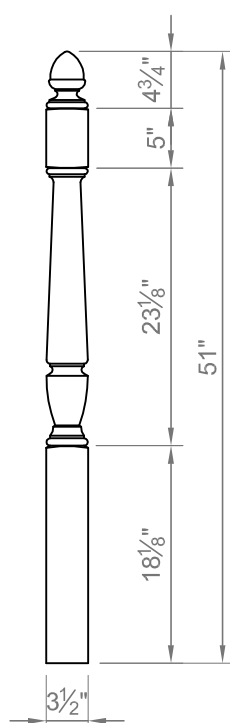
**Baluster**  
1-3/4" x 42"  
Made To Order.



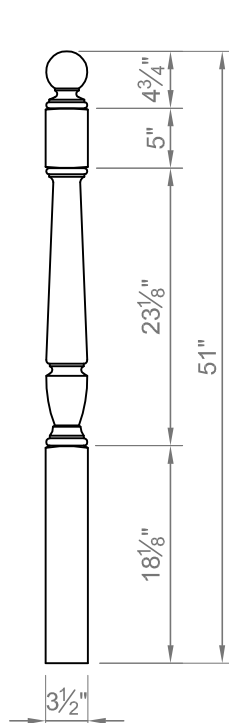
**Baluster**  
1-3/4" x 36"  
Made To Order.



**Dowel Top**  
3-1/2" x 47"  
Made To Order.

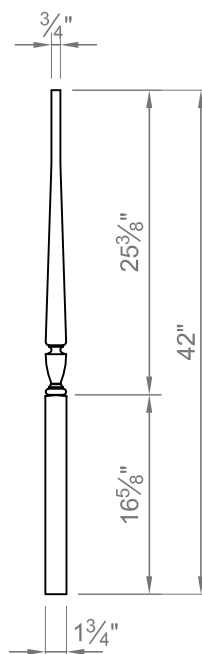


**Acorn Top**  
3-1/2" x 51"  
Made To Order.

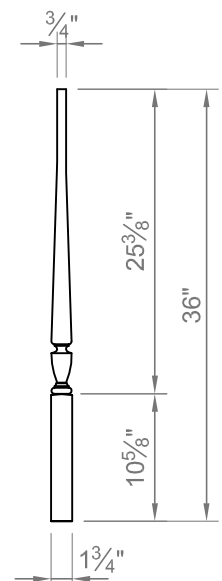


**Ball Top**  
3-1/2" x 51"  
Made To Order.

## REGENCY PATTERN




**Baluster**  
1-3/4" x 42"  
Made To Order.



**Baluster**  
1-3/4" x 36"  
Made To Order.

Note : Rail Side Panels For All Box Newels Are Prepared According To The Specific Location In The Balustrade. Starting Newels Have A Single Flush Face; Intermediate Newels Have Two Opposite Flush Faces; Corner Newels Have Two Adjacent Flush Faces. Specify When Ordering

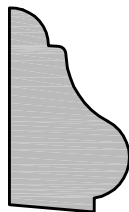


SHAKER CAP  
For 5 Or 6 Inch Newels  
CA, RO, SM

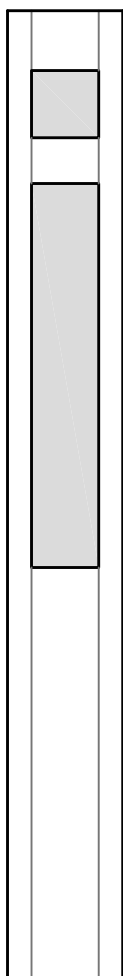


TRADITIONAL CAP  
For 4, 5 Or 6 Inch Newels  
CA, KC, RO, SM

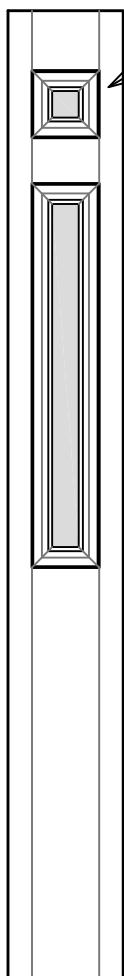
CAP 1




PM 5



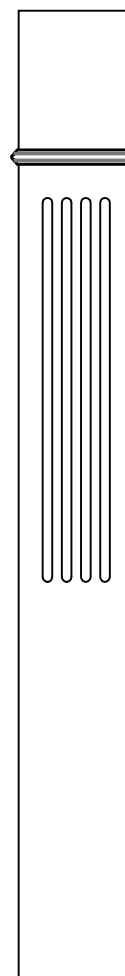
SHAKER  
6" x 52"  
CA, KA, PO, RO, SM  
5" x 52"  
CA, KA, PO, RO, SM



HERITAGE  
6" x 52"  
CA, KA, RO, SM  
5" x 52"  
CA, KA, RO, SM




FLUTED  
6" x 52"  
Non-Stock  
5" x 52"  
Non-Stock  
4" x 52"  
Non-Stock



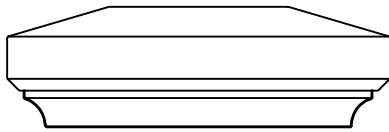
FLUTED  
w/ Trim Band  
6" x 52"  
Non-Stock  
5" x 52"  
Non-Stock  
4" x 52"  
Non-Stock

# BOX NEWELS And CAPS

Note : We Stock Box Newels In Sizes Shown. We Can Also Custom Fabricate Them To Your Specifications. For More Information Please Call Our Office.  
All Box Newels Are Manufactured To A Standard 52 Inches Tall.



Base Wraps And Trim  
Are Available For All  
Stock Size Newels




## BEVELED CAP

For 4, 5 Or 6 Inch Newels

CA, RO, SM

PM 5



## PLAIN

6" x 52"

CA, KA, KC, PO, RO, SM

5" x 52"

CA, KA, KC, PO, RO, SM

4" x 52"

CA, KA, KC, PO, RO, SM



## PLAIN

w/ Trim Band

6" x 52"


CA, KA, KC, PO, RO, SM

5" x 52"

CA, KA, KC, PO, RO, SM

4" x 52"

CA, KA, KC, PO, RO, SM



## PLANT-ON

6" x 52"


CA, KA, RO, SM

5" x 52"

CA, KA, RO, SM

4" x 52"

CA, KA, RO, SM



## CHAMFERED

6" x 52"

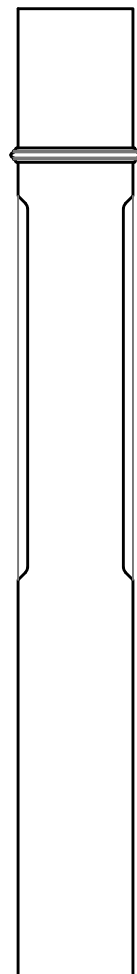
CA, KA, PO, RO, SM

5" x 52"

CA, KA, PO, RO, SM

4" x 52"

CA, KA, PO, RO, SM



## CHAMFERED

w/ Trim Band

6" x 52"

CA, KA, PO, RO, SM

5" x 52"

CA, KA, PO, RO, SM

4" x 52"

CA, KA, PO, RO, SM 59



**Plain**  
1/2" x 44"  
Satin Black



**Single Twist**  
1/2" x 44"  
Satin Black




**Double Twist**  
1/2" x 44"  
Satin Black



**Single Basket**  
1/2" x 44"  
Satin Black



**Double Basket**  
1/2" x 44"  
Satin Black



**Scroll**  
1/2" x 44"  
Non-Stock



**Single Ribbon**  
1/2" x 44"  
Non-Stock



**Double Ribbon**  
1/2" x 44"  
Non-Stock



**Single Basket Ribbon**  
1/2" x 44"  
Non-Stock



**Double Basket Ribbon**  
1/2" x 44"  
Non-Stock



**Single Knuckle**  
9/16" x 44"  
Non-Stock

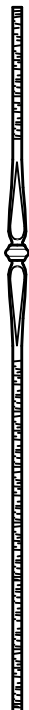


**Double Knuckle**  
9/16" x 44"  
Non-Stock

# IRON BALUSTERS & PARTS



Gothic  
Plain  
Hammered  
9/16" x 44"  
Satin Black



Gothic  
Single  
Spoon  
9/16" x 44"  
Non-Stock



Gothic  
Double  
Spoon  
9/16" x 44"  
Non-Stock



Plain  
Hammered  
9/16" x 44"  
Satin Black



Single  
Forged  
Ball  
9/16" x 44"  
Satin Black




Double  
Forged  
Ball  
9/16" x 44"  
Satin Black

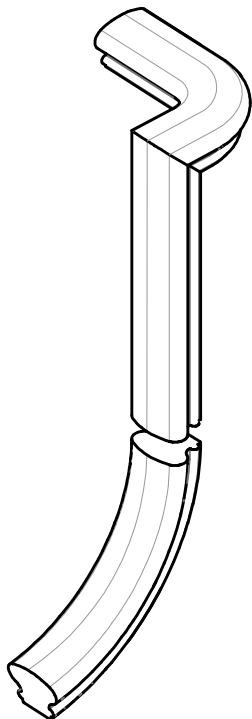
MANY MORE STYLES AND  
COLORS OF BALUSTERS  
AVAILABLE UPON REQUEST.  
PLEASE CALL OR VISIT OUR  
SHOWROOM FOR MORE  
INFORMATION.



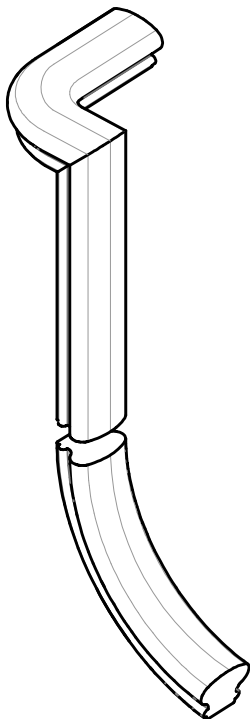
Pitch Shoe  
For 1/2" Or 9/16"  
Satin Black



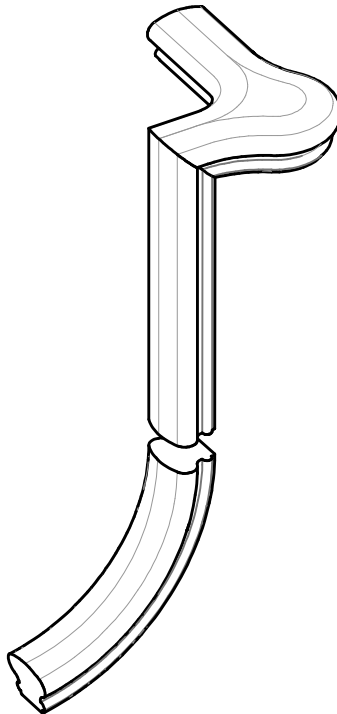
Flat Shoe  
For 1/2" Or 9/16"  
Satin Black



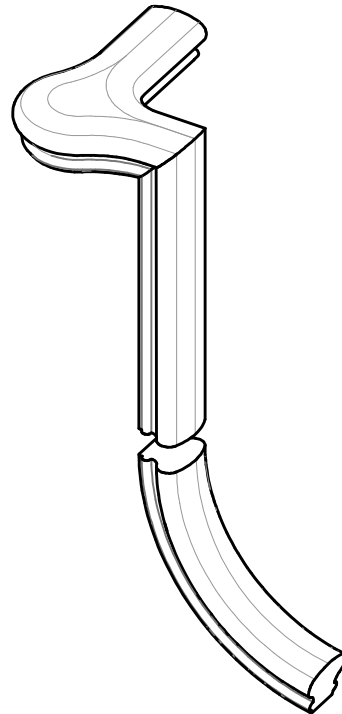
Left Hand  
Goose



Right Hand  
Goose

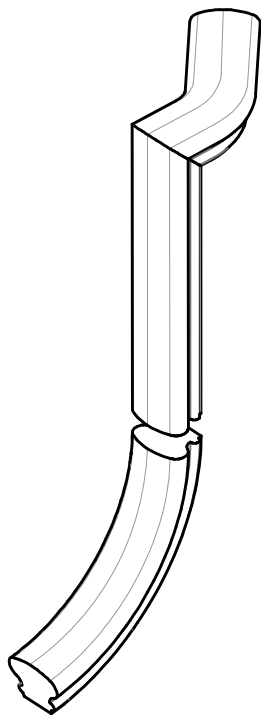


Left Hand  
Goose w/Cap

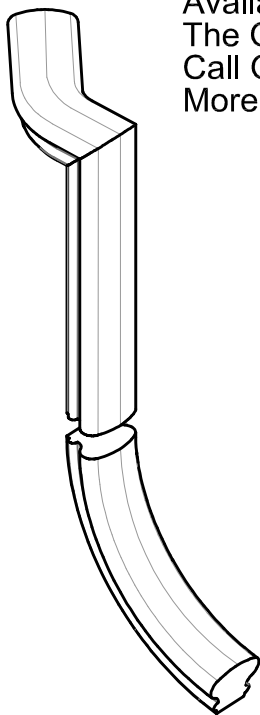


Right Hand  
Goose w/Cap

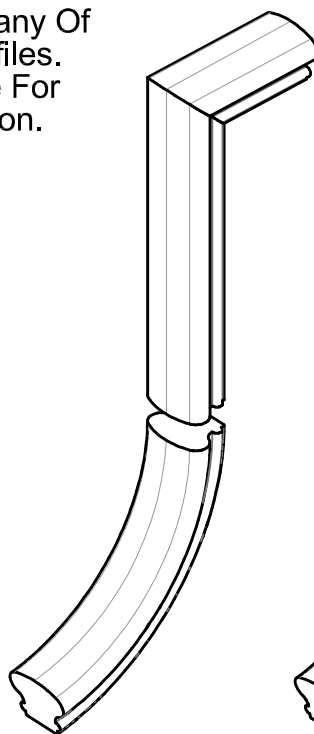
Note: All Fittings  
Shown Here Are Also  
Available In Many Of  
The Other Profiles.  
Call Our Office For  
More Information.



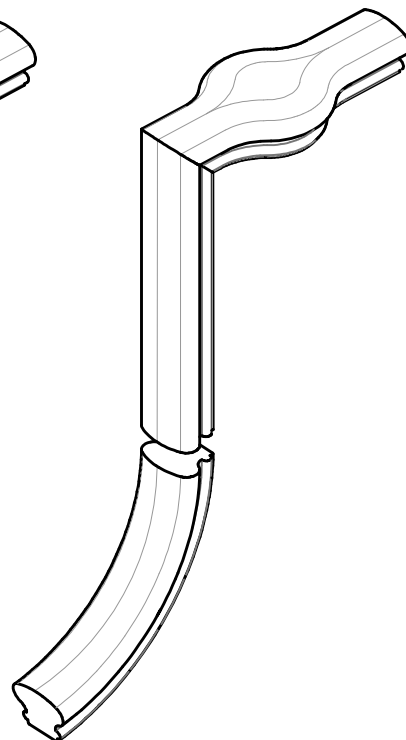
Left Hand  
1/8 Goose



Right Hand  
1/8 Goose

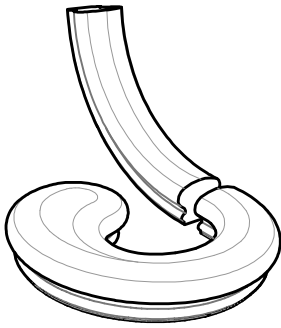


Gooseneck

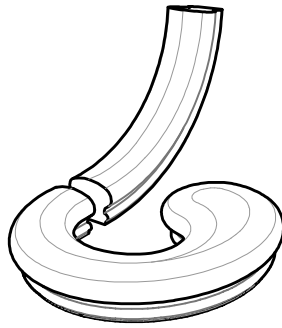


Gooseneck w/ Cap

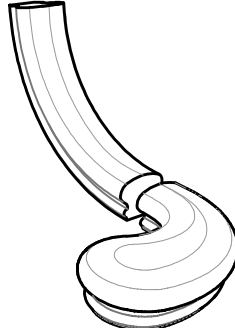
# FITTINGS



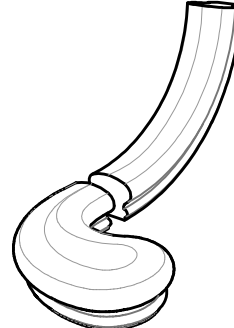
Left Hand  
Volute



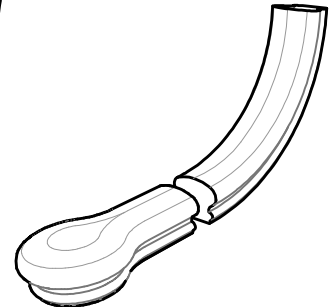
Right Hand  
Volute



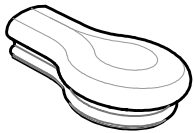
Left Hand  
Turnout



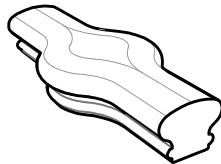
Right Hand  
Turnout



Starter Easing  
With Cap



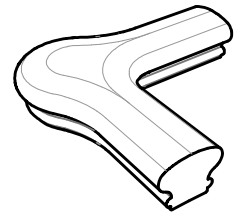
End Cap



Tandem Cap



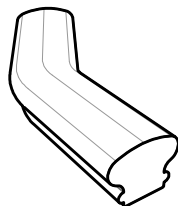
1/8 Turn w/ Cap



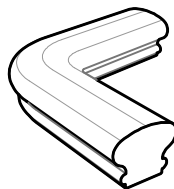
Quarter Turn w/ Cap



Returned End




1/8 Turn



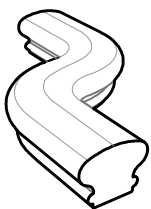
Quarter Turn



Overease



Upease



Left Hand  
S-Turn



Right Hand  
S-Turn

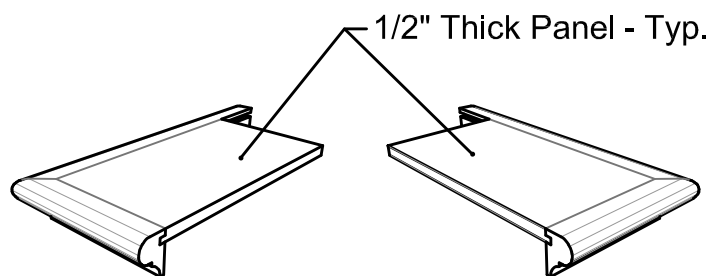


Top Right /  
Bottom Left,  
Wall Return



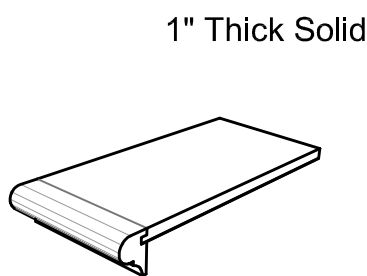
Top Left /  
Bottom Right,  
Wall Return

Note: The S-Turn Fittings are only Stocked In A 5" Offset. Other Offsets Are Available As A Custom Order And Should Be Specified When Ordering.

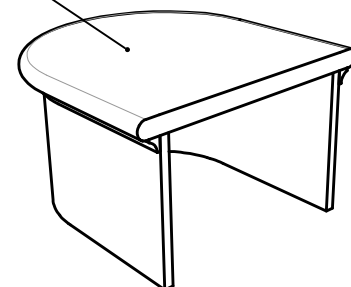


**Left Hand Tread Cap**  
1-3/4" x 7-1/4" x 12"  
CA, CH, HK, RO, SM

**Right Hand Tread Cap**  
1-3/4" x 7-1/4" x 12"  
CA, CH, HK, RO, SM



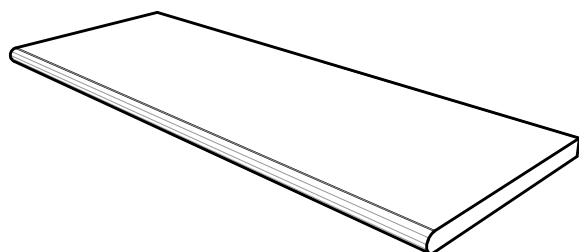
**Tread Cap - Closed**  
1-3/4" x 6" x 12"  
CA, CH, HK, RO, SM



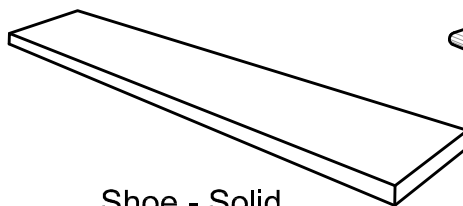
**Starter Cap w/ Riser**  
14-1/2" Diameter  
Non Stock

**Notes:**

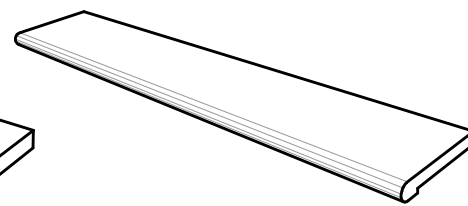
1. See Page 1 For Material Species Key.
2. \* = Discontinued, Limited To Stock On Hand.



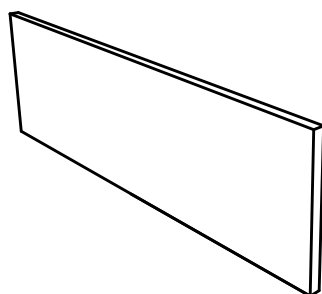
**Treads - Solid**  
1" x 12" Bullnose Front  
CA, HK, KC, RO, SM



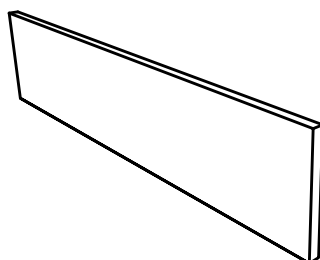
**Shoe - Solid**  
1" x 6" S4S  
1" x 8" S4S  
CA, HK, KA, KC,  
PO, RO, SM



**Landing Tread - Rabbeted**  
1" x 8" Bullnose Front  
CA, KA, KC



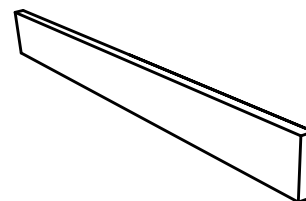
**Skirt**  
3/4" x 11-1/4" S4S  
CA, CH, HK, KA, KC,  
PO, RH, RO, SM



**Riser - Solid**  
3/4" x 8" S4S  
CA, HK, KA,  
KC, RO, SM

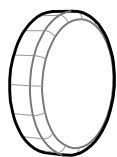


**Riser Cap**  
1/2" x 8" x 6"  
CA, CH, HK, RO, SM

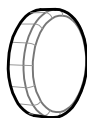


**Apron**  
3/4" x 3-1/2" S4S  
3/4" x 5-1/2" S4S  
CA, CH, HK, KA,  
KC, PO, RO, SM

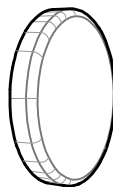
# ROSETTES & ACCESSORIES



**Round Rosette  
Large**  
1" x 4-1/2" Dia.  
CA, CH\*, HK, RO, SM




**Round Rosette  
Small**  
1" x 3-1/2" Dia.  
CA, HK, RO, SM



**Oval Rosette  
Large**  
1" x 4-1/2" x 6"  
CA, CH\*, HK, RO, SM



**Oval Rosette  
Small**  
1" x 4" x 5-1/2"  
CA, HK, RO, SM



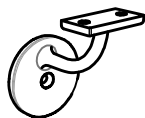
**Square Rosette**  
1' x 4-1/2" x 4-1/2"  
CA, HK, RO, SM

## Notes:

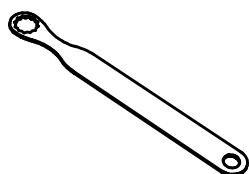
1. See Page 1 For Material Species Key.
2. \* = Discontinued, Limited To Stock On Hand.



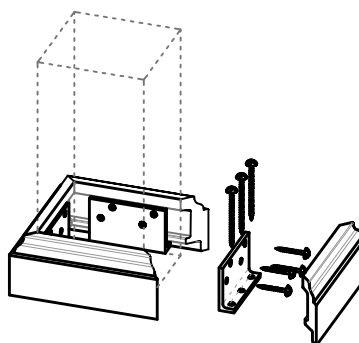
**Wood Plugs**  
5/16" Thick  
3/8" - 1/2" - 1" Dia.



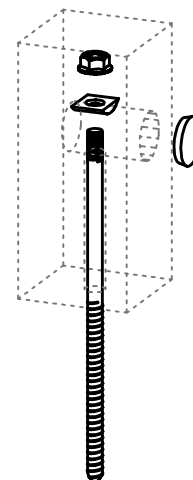
**Handrail Bracket  
Wall Mount  
Solid**  
Satin Nickel  
Oil Rubbed Bronze  
Satin Black



**Rail Bolt Wrench**  
For 1/2" Hex Head



**3-1/2" L-Bracket  
Post Fastening Kit**



**Lag Bolt Newel  
Fastening Kit**



**Dowel Screw**  
5/16" x 2-1/2"




**Rail Bolt Kit**  
1" Dia. Plug  
Provided



**Rail Bolt**  
5/6" x 3-1/2"

This image shows a single sheet of white paper with horizontal ruling lines. The lines are evenly spaced and run across the width of the page. There are no margins, text, or other markings on the paper.



## QUALITY AND VALUE

Our fine wood is in great homes and businesses from across the United States. Our experience assures you the best Craftsmanship on every project. When quality matters, no one can match the Bringard quality. There is no substitute for doing it right.

## WHAT OUR CLIENTS SAY:

"This project was our first million dollar [finish] project and had I not found Bringard I don't know that we could have had such a great outcome"

"Your Moldings required little to no sanding and we were able to send them straight to the finishing department which saved us substantial time."

## OTHER MOLDINGS

This catalog shows the moldings we currently stock. We also have thousands of knives in our Grinding Room you can choose from. For runs of 1000 LF or larger we waive all set up fees.

Also if you want one of our stock moldings, in a non-stock wood species, we can waive the setup fee if





2400 South 2570 West  
West Valley, UT 84119  
Phone: 801-973-4466  
Fax: 801-972-5956  
[www.bringard.com](http://www.bringard.com)

**Molding & Stair Catalog 2022-2023**

